

# ARKANSAS RAZORBACKS

Associate Communications Director Jeri Thorpe | jthorpe@uark.edu | Cell-479-283-3344

## '16-'17 SCHEDULE

All: 13-9 | SEC: 2-7 | H: 9-5 | A: 2-4 | N: 2-0 | Ranked: 0-1

NOVEMBER (7-0)		W/L	SCORE
3	OKLA. BAPTIST (EXH)	W	79-32
11	SAM HOUSTON STATE	SECN+ W	71-39
13	LOUISIANA-MONROE	- W	92-46
17	SOUTH DAKOTA	SECN+ W	70-67
21	STETSON	SECN+ W	79-62
25	vs. Memphis!	- W	91-61
26	vs. Navy!	- W	70-67
30	at Tulsa	CST W	57-50

### DECEMBER (4-2)

3	TEXAS TECH*	SECN W	66-60
7	BUTLER	SECN+ W	68-50
11	at Missouri State	ESPN3 L	64-62
18	NORTHWESTERN STATE	SECN+ W	65-36
21	ORAL ROBERTS	SECN+ L	70-60
28	HOUSTON BAPTIST	SECN+ W	101-40

### JANUARY (2-6)

1	at Ole Miss*	SECN L	73-64
5	#4/4 MISSISSIPPI STATE*	SECN+ L	59-51
8	LSU*	SECN+ L	53-52
12	at Texas A&M*	SECN+ L	90-65
15	at Alabama*	SECN W	68-50
19	VANDERBILT*	SECN+ W	59-56
23	MISSOURI*	SECN L	60-46
29	at LSU*	SECN L	53-46

### FEBRUARY (0-1)

2	GEORGIA*	SECN+ L	69-66
5	#4 SOUTH CAROLINA*	ESPN2	1 P.M.
9	at Florida*	SECN+	6 p.m.
12	at Missouri*	SECN	5 p.m.
16	KENTUCKY*	SECN+	7 P.M.
19	at Tennessee*	SECN	2 p.m.
23	at Vanderbilt*	SECN+	7 p.m.
26	AUBURN*	SECN	2 P.M.

### MARCH (0-0)

1-5	SEC Tournament	SECN/ESPNU/ESPN2	TBA
-----	----------------	------------------	-----

! - Nugget Classic (Reno, Nevada)  
 ^ - SEC/Big 12 Challenge (Campus Sites)  
 \* - Southeastern Conference Game  
 All home games played in BWA (19,200)  
 All times central and subject to change.

## SEASON HONORS

### Jessica Jackson

- ▶ Preseason All-SEC First Team selection (Coaches)
- ▶ CollegeSportsMadness.com SEC Player of the Week (Dec. 5)
- ▶ Senior CLASS Award nominee

### Jailyn Mason

- ▶ SEC Freshman of the Week (Nov. 29)
- ▶ SEC Freshman of the Week (Jan. 17)

## GAME 22 | ARKANSAS (13-9 | 2-7 SEC) VS. NO. 4 SOUTH CAROLINA (19-2 | 9-1 SEC)

### RAZORBACKS

Head Coach: Jimmy Dykes

@CoachJimmyDykes

At Arkansas: 43-41 (3)

Career Record: 43-41 (3)

W/L Streak: L3

### SERIES INFO

All Time: Arkansas leads 17-15 | Fayetteville: 10-5 | Columbia: 5-9 | Neutral: 2-1 | Streak: Arkansas L7

 <http://espn.com/2k8aqj0> \ espn2 \ Brenda VanLengen and Katie Smith

 Razorback Sports Network \ PxP: Phil Elson  
 LR - KABZ-FM-103.7 \ Fayetteville - KOSM-FM-92.1 \ Ft. Smith - KFPW-AM-1230/FM-94.5 \ Rogers - KURM-AM-790/FM-100.3

 <http://statb.us/b/146152> - live stats



### SOUTH CAROLINA GAMECOCKS

Coach: Dawn Staley

School Record: 206-78 (9)

Career Record: 378-158 (17)

W/L Streak: W1



## STORYLINES

### JESSICA JACKSON

- ▶ Single season best 15 consecutive games with double figures (opening game-Miss State)
- ▶ Ranks fourth in career points (1,757), sixth in blocks (129) and seventh in career rebounds (695)
- ▶ Season goal is to shoot more FT (74-107) than 3's (32-95)
- ▶ 94 career games with double figure scoring
- ▶ 25 games with 20+ points (five as a senior)
- ▶ Jessica Jackson ranks 12th in the SEC in all games, averaging 15.1 points per game. Also in the SEC: ranks 20th in rebounding (6.2), ranks tied for 11th in 3-pointers made (1.5), and tied for 14th in offensive rebounds (2.6) in all games.
- ▶ Among the NCAA's active leaders Jackson ranks 13th in points (1,757), 15th in field goal attempts (1,504), 24th in scoring average (15.7), 25th in field goals made (600), 27th in free throw attempts (492) and 27th in free throws made (373)



### DEFENSE DEFINES US


- ▶ 570 defensive rebounds
- ▶ Holding opponents to .375 from the field
- ▶ Fifteen of 22 opponents below their season shooting average - 10-5 when that happens
- ▶ Held five opponents to less than 30% from the floor including one SEC opponent (LSU) and held Alabama to 30.9% in a win in Tuscaloosa
- ▶ Forced 338 turnovers

### TOUGH SCHEDULE

- ▶ Arkansas faces four nonconference and 14 total opponents who advanced to the postseason last year
- ▶ The Razorbacks defeated the 2016 WNIT Champion South Dakota, who returned all of its starters from a year ago
- ▶ This week in the polls - (AP/USA TODAY): South Carolina (4/6), Mississippi State (5/4), Kentucky (25/RV 2), Tennessee (RV 25/25), Texas A&M (RV 3/1)
- ▶ Plays five of its last nine SEC games on the road (One of six league teams to do so)
- ▶ Plays four of the last six away from BWA (One of two (LSU) league teams to do so)

### NEWCOMERS CONTRIBUTE

- ▶ McDonald's All-American **Aaliyah Wilson** made her collegiate debut against Stetson
- ▶ Even though **Bailey Zimmerman** and **Keiryn Swenson** are sophomores, they are seeing significantly more playing time and better numbers this season
- ▶ **Bailey Zimmerman** ranks 21st in the NCAA with a 5.0 assist/turnover ratio
- ▶ **Jailyn Mason** -- Career bests for points (11), FG (5), FGA (10), Rebounds (6) against Stetson. Mason earned **SEC Freshman of the Week** honors Nov. 29 after helping Arkansas to the Nugget Classic title in Reno; She earned her second **SEC Freshman of the Week** (Jan. 17) honor after leading the Razorbacks to its first SEC win of the year at Alabama.



### LAST GAME'S STARTERS NUMERICAL

NO.	NAME	POS	HT	CL	HOMETOWN/HS/PREVIOUS SCHOOL	PPG	RGP	APG	FG%	3FG%	FT%
00	Jessica Jackson	F	6-3	Sr	Jacksonville, Ark./Jacksonville HS	15.1	6.2	1.4	.393	.337	.692
2	Aaliyah Wilson	G/F	5-10	Fr	Muskogee, Okla./Muskogee HS	4.6	2.8	1.5	.284	.319	.833
3	Malica Monk	G	5-5	So	N. Little Rock, Ark./NLR HS	9.5	2.6	3.3	.426	.263	.733
4	Keiryn Swenson	G/F	6-1	So	Wichita, Kan. /Maize HS	8.4	4.3	0.4	.512	.500	.829
10	Kiara Williams	F/C	6-1	Fr	Little Rock, Ark./Little Rock Central HS	3.6	3.4	0.2	.571	-	.304
14	Jailyln Mason	PG	5-9	Fr	Mason, Ohio/William Mason HS	8.0	4.2	3.2	.411	.412	.636
20	Sydney Stout	F	6-0	Fr	Bixby, Okla./Bixby HS	2.0	1.3	0.1	.385	.364	.500
21	Devin Cospser	G	5-10	Jr	Coffeyville, Kan. / Field Kindley HS / Coffeyville CCC	6.8	2.5	1.9	.361	.275	.739
22	Bailey Zimmerman	G/F	6-0	So	St. Vincent, Ark. /Wonderview HS	4.3	4.2	1.0	.333	.246	.448
35	Alecia Cooley	C	6-3	Sr	Evanston, Ill./Evanston Township/State Fair CC	7.1	5.2	0.8	.500	-	.708
42	Yasmeen Ratliff	C	6-5	Fr	Alpharetta, Ga./St. Francis Day	DNP					

### ROSTER SUPERLATIVES

#### BY YEAR

SR	2	Jackson, Cooley
JR	1	Cospser
SO	3	Monk, Swenson, Zimmerman
FR	5	Wilson, Williams, Mason, Stout, Ratliff

#### BY STATE

Arkansas	4	Jackson, Monk, Williams, Zimmerman
Illinois	1	Cooley
Georgia	1	Ratliff
Kansas	2	Swenson, Cospser
Ohio	1	Mason
Oklahoma	2	Wilson, Stout

#### BY POSITION

Guard	3	Monk, Mason, Cospser
G/F	3	Wilson, Swenson, Zimmerman
Forward	3	Jackson, Williams, Stout
Center	2	Cooley, Ratliff

#### PRONUNCIATION GUIDE

Aaliyah	uh-LEE-uh
Malica	mal-i-ka
Keiryn	KEER-rynn
Kiara	key-ARE-uh
Jailyln	JAY-lynn
Alecia	uh-LEE-c-uh
Yasmeen	yas-MEAN
Tari	TAR-e
Deffebaugh	DEFF-uh-baugh

#### STARTING LINEUPS

OPPONENT	GUARD	GUARD	FORWARD	FORWARD	CENTER
OK BAPT (Exh)	Monk	Mason	Jackson	Zimmerman	Cooley
SHSU	Monk	Mason	Jackson	Zimmerman	Cooley
ULM	Monk	Mason	Jackson	Zimmerman	Cooley
S DAKOTA	Monk	Mason	Jackson	Zimmerman	Cooley
STETSON	Monk	Mason	Jackson	Zimmerman	Cooley
vs. Memphis	Monk	Mason	Jackson	Zimmerman	Cooley
vs. Navy	Monk	Mason	Jackson	Zimmerman	Cooley
at Tulsa	Monk	Mason	Jackson	Zimmerman	Cooley
TEXAS TECH	Monk	Mason	Jackson	Zimmerman	Cooley
BUTLER	Monk	Mason	Jackson	Zimmerman	Cooley
at Mo State	Monk	Mason	Jackson	Zimmerman	Cooley
Northwestern St.	Monk	Mason	Jackson	Zimmerman	Cooley
ORU	Cospser	Mason	Jackson	Zimmerman	Cooley
OPPONENT	GUARD	GUARD	FORWARD	FORWARD	CENTER
HBU	Cospser	Mason	Jackson	Zimmerman	Swenson
Ole Miss	Cospser	Mason	Jackson	Zimmerman	Swenson
MISS STATE	Monk	Mason	Jackson	Cospser	Swenson
OPPONENT	GUARD	GUARD	FORWARD	FORWARD	CENTER
LSU	Monk	Mason	Jackson	Cospser	Cooley
Texas A&M	Monk	Mason	Jackson	Cospser	Cooley
Alabama	Monk	Mason	Zimmerman	Cospser	Cooley
VANDERBILT	Monk	Mason	Swenson	Cospser	Cooley
MISSOURI	Monk	Mason	Swenson	Cospser	Cooley
LSU	Monk	Mason	Jackson	Zimmerman	Williams
GEORGIA	Monk	Mason	Jackson	Zimmerman	Williams
S CAROLINA					
Florida					
Missouri					
KENTUCKY					
Tennessee					
Vanderbilt					
AUBURN					

# JESSICA JACKSON

## AMONG SEC LEADERS

Jessica Jackson ranks in the top-5 in several categories among the active leaders in the SEC

- ▶ 1. Scoring with 1,757 points ... Ranks 13th in the country
- ▶ 1. Field Goals Made with 600 ... Ranks 25th in the country
- ▶ 3. 3-Point Field Goals Made with 184
- ▶ 3. Rebounding with 695 boards
- ▶ 4. Blocks with 129

## ACTION JACKSON

- ▶ Jessica Jackson was the second fastest player in program history to reach 1,000 career points reaching the milestone three games into her junior season (1Q vs. SDSU, 11-18-16).
- ▶ With **five more rebounds**, Jackson will be one of four Razorback players with 1,700+ points and 700+ rebounds ... She will be one of two players with 1,700+ points, 700+ rebounds and 120+ blocks (Shameka Christon).
- ▶ Jackson ranks in the Arkansas career top-5 for points, defensive rebounds, field goals made, field goals attempted, 3-pointers made, 3-pointers attempted, games started and minutes played
- ▶ Named Senior CLASS Award candidate (1-6-17)

## JACKSON'S NUMBERS

- ▶ Scored in double figures in a season-best 15 consecutive games as a senior and 94 career games
- ▶ Sixteen career double doubles
- ▶ Scored 20+ points 25 times in her career/Five times as a senior
- ▶ She has been Arkansas' leading scorer (or tied for the lead) in 12 games this year
- ▶ She has been among Arkansas' leading rebounders in nine games this year
- ▶ Ranks seventh at Arkansas with 695 career rebounds
- ▶ Ranks sixth at Arkansas with 127 career blocked shots
- ▶ Jessica Jackson has scored in double figures in the first half six times this year (Stetson, Tulsa, Navy, NSU, HBU, Georgia), including two games with 10 points in the first quarter (Stetson and Tulsa).
- ▶ Jessica Jackson ranks 12th in the SEC in all games, averaging 15.1 points per game. Also in the SEC: ranks 20th in rebounding (6.2), ranks tied for 11th in 3-pointers made (1.5), and tied for 14th in offensive rebounds (2.6) in all games.
- ▶ Among the NCAA's active leaders Jackson ranks 13th in points (1,757), 15th in field goal attempts (1,504), 24th in scoring average (15.7), 25th in field goals made (600), 27th in free throw attempts (492) and 27th in free throws made (373)

## 1,700 PTS/700 REB/120 BLK

Player	Points	Rebs	Blocks
Shameka Christon (01-04)	1,951	714	162
<b>JESSICA JACKSON (14-PRES)</b>	<b>1,757</b>	<b>695</b>	<b>129</b>

## 1,700 PTS/700 REB

Player	Points	Rebs
Bettye Fiscus (81-85)	2,073	785
Shameka Christon (01-04)	1,951	714
<b>JESSICA JACKSON (14-PRES)</b>	<b>1,757</b>	<b>695</b>
Shelly Wallace (85-89)	1,583	1,013

## POINTS

Name (Career)	Yr	Gp	Pts
1. Bettye Fiscus (81-85)	4	112	2,073
2. Shameka Christon (00-04)	4	123	1,951
3. Del. DeHorney (87-91)	4	115	1,785
4. Kimberly Wilson (93-97)	4	120	1,733
<b>5. JESSICA JACKSON (14-PRES.)</b>	<b>3+</b>	<b>112</b>	<b>1,757</b>



## THE NUMBERS

1,757

CAREER POINTS

695

CAREER REBOUNDS

129

CAREER BLOCKS

112

CAREER GAMES PLAYED

## DOUBLE FIGURE SCORING STREAKS

### FRESHMAN

- 25 games with 10+ points
- 18 games with 15+ points
- 7 games with 20+ points
- 1 game with 30+ points
- In season streak: 10 games

### SOPHOMORE

- 26 games with 10+ points
- 18 games with 15+ points
- 5 games with 20+ points
- In season streak: 12 games
- From FR to SO: 7 games

### JUNIOR

- 26 games with 10+ points
- 21 games with 15+ points
- 8 games with 20+ points
- In season streak: 10 games
- **From SO to JR: 18 games**

### SENIOR

- 17 games with 10+ points
- 9 games with 15+ points
- 5 games with 20+ points
- 1 game with 30+ points
- **In season streak: 15 games**
- From JR to SR: 15 games

## WHAT WE ARE TALKING ABOUT

- ▶ Arkansas is 6-17 against ranked teams under head coach Jimmy Dykes. That mark includes a 4-7 record against ranked teams at home, including a 59-51 loss to No. 4 Mississippi State earlier this season.
- ▶ The last time...
  - ✓ Arkansas defeated a ranked team (64-52 win over No. 24 Missouri on Jan. 17, 2016)
  - ✓ Arkansas defeated a top-10 team (67-61 win over No. 10 Texas A&M on Jan. 7, 2016)
  - ✓ Arkansas defeated a top-five team (82-72 win over No. 2 LSU on Jan. 19, 2003)
- ▶ Arkansas is 28-15 in home games under head coach Jimmy Dykes. That mark includes a 9-5 record this season and a 11-10 record in conference home games. Arkansas is 1-4 in conference home games this season.
- ▶ Jessica Jackson scored in double figures for the second straight game and the 17th time in 22 games this season, finishing with 26 points against Georgia. It was her fifth 20-point game of the season.
- ▶ Jessica Jackson scored a career-best 11 points from the free-throw line, going 11-for-16, against Georgia.
- ▶ Arkansas has shot 45 percent or better in eight games this season. Arkansas shot 45 percent or better twice all of last season (30 games) and six times all of 2014-15 (32 games). Arkansas is now 16-0 when shooting 45 percent or better under head coach Jimmy Dykes.
- ▶ Arkansas has held opponents under 30 percent shooting in six games this season: Sam Houston State (26.9), Louisiana-Monroe (22.1), Tulsa (29.7), Northwestern State (25.0), Houston Baptist (24.1) and LSU (28.8).
- ▶ Arkansas has had six different players score in double figures during the first half of games this season: Jessica Jackson (6x), Alecia Cooley (2x) Malica Monk (2x), Devin Cospser, Jailyn Mason and Keiryn Swenson (x1).
- ▶ Arkansas has won the rebounding battle in 15 of 22 games this season, going 12-3 in those games and improving to 35-10 when winning the rebounding battle under head coach Jimmy Dykes.
- ▶ Jessica Jackson leads the team and ranks 12th in the SEC in scoring, averaging 15.1 points per game.
- ▶ Arkansas ranks third in the SEC in scoring defense, holding opponents to 58.0 points per game. Arkansas ranks fifth in the SEC in field-goal percentage defense (37.5 percent) and ranks sixth in the SEC in three-point field-goal percentage defense (29.3 percent).
- ▶ Arkansas ranks seventh in the SEC in rebound margin (+4.9 rpg) and ranks eighth in the SEC in turnover margin (+0.7 turnovers per game).

▶ Arkansas finished with an 11-2 nonconference regular-season record, the best under head coach Jimmy Dykes and the best since a 13-0 record during the 2013-14 season.

## TOP 10 IMPROVED FG% TEAMS

**As of 1/30/17 ...** Arkansas ranks ninth in the NCAA for teams who have improved their field goal percentage from a year ago. Here is the top 10.

	Team	% Increase
1.	Portland St.	10.02%
2.	Ole Miss	6.98%
3.	Hartford	6.89%
4.	Mississippi St.	6.12%
5.	Rider	6.06%
6.	Wichita St.	5.96%
7.	Texas Tech	5.83%
8.	Washington	5.74%
9.	<b>ARKANSAS</b>	<b>5.53%</b>
10.	Navy	5.53%

## TEAM NOTES AND NUMBERS

- ▶ Arkansas has made 25+ field goals in eight games; the Razorbacks are 8-0 in those games
- ▶ Arkansas has made 5+ 3-pointers in 17 games and the team is 11-6 in those games
- ▶ The Razorbacks have made 15+ free throws in six games and are 4-2 in those contests
- ▶ Arkansas has scored 70+ points seven times; the team is 7-0 in those games
- ▶ Arkansas has outscored its opponents 14 times in the first half, been tied once and been outscored seven times in the first 20 minutes

## THE FOURTH QUARTER

- ▶ Arkansas is shooting 39.5% (118-299) in the fourth quarter
- ▶ Jessica Jackson leads the team and averages 3.3 ppg in the final frame
- ▶ The Razorbacks are outrebounding opponents 233-191 in the fourth quarter
- ▶ Arkansas is outscoring opponents by a +1.5 margin and out rebounding them by +1.9 per game
- ▶ Arkansas has committed more turnovers (78) than its opponents (64)
- ▶ Arkansas has outscored 13 opponents in the fourth quarter winning seven of those games
- ▶ South Dakota, Navy, Texas Tech, Butler and NSU all outscored Arkansas in the fourth quarter but the Razorbacks won the game
- ▶ Arkansas outscored Tulsa 23-11 on the road - the largest margin this season

## SEEING DOUBLE

### DOUBLE FIGURE GAMES

Jessica Jackson (94/26)	Times	20+ (30+)
2013-14	25	7 (1)
2014-15	26	5
2015-16	26	8
2016-17	17	5 (1)
Devin Cospser (21/1)	Times	20+
2015-16	14	1
2016-17	6	
Alecia Cooley (16)	Times	
2015-16	7	
2016-17	9	
Malica Monk (13)	Times	
2015-16	3	
2016-17	10	
Keiryn Swenson (10)	Times	
2016-17	10	
Jailyn Mason (7)	Times	
2016-17	7	
Aaliyah Wilson (3)	Times	20+
2016-17	3	1
Bailey Zimmerman (1)	Times	
2016-17	1	

### DOUBLE-DOUBLES

#### Jessica Jackson

Pts	Reb	Opponent	Date
11	10	at Ole Miss	1-1-17
34	10	Houston Baptist	12-28-16
16	10	Florida	1-29-16
15	12	at Butler	12-13-15
13	10	Southeastern La.	11-13-15
20	13	SHSU	11-15-15
19	11	at Missouri	3-1-15
17	13	LSU	2-22-15
14	11	at Alabama	2-1-15
18	10	No. 5/8 Texas A&M	1-4-15
19	12	Savannah State	11-16-14
18	11	Tennessee Tech	12-20-13
23	10	at Florida	1-9-14
31	10	Ole Miss	1-19-14
19	12	Auburn	2-2-14
21	11	Ole Miss (SEC)	4-5-14

#### Alecia Cooley

Pts	Reb	Opponent	Date
11	10	Florida	1-28-16
12	10	No. 24 Missouri	1-17-16
12	10	Missouri State	12-2-15
10	11	Memphis	12-25-16

#### Jailyn Mason

Pts	Ast	Opponent	Date
10	10	at Ole Miss	1-1-17
10	11	Houston Baptist	12-28-16

## MORE MASON

- ▶ 2x SEC Freshman of the Week (Dec. 1 & Jan. 19)
- ▶ 2 Double Doubles
- ▶ One of 10 SEC players to earn two or more FOW honors in their career
- ▶ One of two SEC players to earn FOW twice this season
- ▶ Arkansas has the fourth most FOW honors in conference history with 16 selections
- ▶ Assists | 15th | 3.2 apg - third most for a freshman in all games
- ▶ Assist/Turnover Ratio | 7th | 2.0 - second best for a freshman in all games
- ▶ Assists | T15th | 2.9 in SEC only games
- ▶ Minutes | 23rd | 31.0 mpg - second most for any freshman in all games
- ▶ Minutes | 23rd | 32.6 mpg - second most for any freshman in SEC only games
- ▶ Eleven assists versus Houston Baptist ranks T9 in the SEC this year - it is the most by a freshman this season
- ▶ Ten assists versus Ole Miss ranks T4 in SEC-only games this year - the most by a freshman this season
- ▶ Jaielyn Mason moved to point guard for three games (ORU, HBU, Ole Miss).
- ▶ In that time, Mason scored 39 points, had 24 assists, grabbed 15 rebounds and had just two turnovers in 109 minutes of play at PG
- ▶ Her 11 assists versus HBU ranks tied for the sixth most in a game by an SEC player this season
- ▶ Mason had her first double-double with 10 points and 11 assists against HBU and followed with her second double-double with 10 points and 10 assists at Ole Miss



## ON THIS DATE

Feb. 5				
1977	Arkansas	37	Oral Roberts	69 Tulsa
1982	Arkansas	48	Oklahoma City	54
1983	Arkansas	73	MTSU	72
1985	Arkansas	85	SMU	56
1994	AR	60	KY	81 Lexington
1998	Arkansas	69	#10 Florida	80 Gainesville
2006	Arkansas	37	#5 UT	77 Knoxville
2009	Arkansas	53	LSU	68 Baton Rouge
Feb. 9				
1979	Arkansas	40	Houston	69
1980	Arkansas	58	TWU	67
1985	Arkansas	92	TCU	69
1988	Arkansas	69	TCU	73
1991	Arkansas	73	Texas	68
1997	Arkansas	77	AU	85 Auburn
2003	#14 AR	62	MS	60 Fayetteville
2006	Arkansas	59	#22 VU	64 Nashville
2012	Arkansas	68	SC	47 Fayetteville
Feb. 12				
1980	Arkansas	65	Memp. State	71
1982	Arkansas	70	Texas A&M	60
1985	Arkansas	71	Texas	89
1991	Arkansas	82	Texas Tech	70
1994	Arkansas	87	SC	77 Fayetteville
2000	Arkansas	51	#7 LSU	68 Baton Rouge
2004	Arkansas	65	#16 LSU	92 Baton Rouge
2006	Arkansas	50	KY	79 Fayetteville
2009	Arkansas	58	SC	54 Fayetteville
2012	Arkansas	51	AU	48 Auburn

## RPI NOTES (2/3/17)

- ▶ Arkansas currently ranks No. 109 in the NCAA RPI report and the Warren Nolan rankings
- ▶ Arkansas is No. 75 in the Jeff Sagarin/CBN ratings
- ▶ They are 1-5 versus teams ranked in the Sagarin/CBN Top-50

## ARKANSAS' STARTERS

- ▶ The Razorback starters have scored 1014 points - 60.02% of the team's points
- ▶ The starters have grabbed 499 rebounds - 57.49% of the total
- ▶ The starters have made 78 3-pointers and are 200-282 (.709) from the line

## ARKANSAS' BENCH

- ▶ The Razorback bench has outscored the opponent's bench 455-350 this year
- ▶ Keiryn Swenson averages 7.6 ppg and Alecia Cooley 5.8 ppg when they come off the bench
- ▶ Arkansas' bench has hit 49 3-pointers compared to just 25 by opponents

## LAST FIVE GAMES

- ▶ Arkansas is 2-3 in the last five games
- ▶ The Razorbacks average 57.0 ppg and 39.2 rpg
- ▶ Jessica Jackson leads the team with 12.3 ppg followed by Jaielyn Mason with 10.2 ppg
- ▶ Jackson is also the team's leading rebounder with 5.5 boards per game
- ▶ Arkansas is shooting .603 from the line while opponents are hitting .541 of their bonus shots

## FAB FRESHMAN

- ▶ Jaielyn Mason named SEC Freshman of the Week twice
- ▶ Aaliyah Wilson has scored 20 points once this season (Texas A&M)
- ▶ Arkansas freshmen are shooting 38.6% on 134-for-347 from the floor
- ▶ The freshmen also keep pace with the team totals in 3-point shooting (35.9%) and free throw shooting (47.7%)
- ▶ The freshman class accounts for 102 of the total assists, 198 rebounds, 19 blocks and 38 seals.
- ▶ The freshmen have scored 322 of the 1469 points - 21.9% of the team total

## STORYLINES

### #BeArkansas

#BeArkansas - We keep the players who fit our program's needs home as well as show other great players what it means to represent the Razorbacks

- ▶ Four in-state players
- ▶ Five newcomers had offers from several other schools but chose Arkansas because of the coaching staff, the current players and the university
- ▶ Fayetteville No. 1 In Best Value. More: <http://bit.ly/2emfca0>.
- ▶ Be Relentless...Be Hard To Guard...Be the team no one wants to play

### Expectations

Dykes has high expectations for this season. He has seven returners and five newcomers who will impact the team from day one.

- ▶ Return 77.9% of our scoring including our top two scorers (Jackson, Cosper)
- ▶ Return 70.3% of our rebounding including three of the top four (lost Melissa Wolff)
- ▶ Nine returning players and five newcomers including ESPN No. 30 Aaliyah Wilson

## WE ARE FAMILY

Several Razorback players hail from large families. Check out some of the family sizes here.

Jessica Jackson	7
Chris, Adrian, Asia, Jennifer, Kailyn, Cedric, Khylan	
Alecia Cooley	7
Mia, Cojuan, Janava, Cheri, Laurie, Amber, Jasmine	
Yasmeen Ratliff	5
Stacia, Alexis, Sasha, Adonis, Darius	
Kiara Williams	4*
Jasmine Davis, Rodney Davis, Deunte Davis, Deundre Davis	
Bailey Zimmerman	3
John Paul, Jordan, Brooke	
Malica Monk	2
Mark, Mason	
Keiryn Swenson	2
Kameron, Konner	
Aaliyah Wilson	2**
Devante, Alexus	
Devin Cospier	1
Sierra	
Sydney Stout	1
Savanna	
Jailyn Mason	14***
Roman, Amari, Elijah, Isaiah	

\*Williams also grew up with 2 aunts and a cousin in the household

\*\*Grandmother had 16 kids so she had a lot of cousins around

\*\*\*Has 14 siblings and is closest with the ones who are listed

### SPEAKING OF FAMILY

Bailey Zimmerman is a cousin of Arkansas men's basketball assistant coach Matt Zimmerman.

### A MAJOR ACCOMPLISHMENT

Alecia Cooley	Communication
Devin Cospier	Communication
Jessica Jackson	Rec. & Sport Management
Jailyn Mason	Journalism: News/Editorial
Malica Monk	Rec. & Sport Management
Yasmeen Ratliff	Apparel Merch./Product Dev.
Sydney Stout	Management
Keiryn Swenson	Accounting
Aaliyah Wilson	Pre-Physical Therapy
Bailey Zimmerman	Apparel Merch./Product Dev.

## Awards \ Honors \ Goals

- ▶ **Jessica Jackson** returns for her senior season as just the fourth player in program history to earn All-SEC First Team honors. Her goal is to elevate her game and get drafted by the WNBA at the end of the year.
- ▶ Jackson was named **CollegeSportsMadness.com SEC Player of the Week** Dec. 5.
- ▶ Jackson was named as a **Senior CLASS Award** candidate (1-5-17)
- ▶ Newcomer **Aaliyah Wilson** is just the second McDonald's All-American to sign with Arkansas out of high school. Expectations are high for this freshman.
- ▶ **Jailyn Mason** earned **SEC Freshman of the Week** honors Nov. 29, after helping the Razorbacks to the Nugget Classic title in Reno. It is her first collegiate honor and the first for Arkansas this season.
- ▶ **Mason** earned her second **SEC Freshman of the Week** honor Jan. 17, after leading Arkansas to its first conference win of the year

### Building a Strong Foundation

Jimmy Dykes is building a strong foundation. The goal is to win but he won't sacrifice the process. Academics, work ethic and attitude will impact playing time as much as a player's shooting percentage.

- ▶ Getting players who fit our style on and off the court
- ▶ Getting things done in the classroom - six consecutive semesters above a 3.0 GPA

### HOME SWEET HOME

- ▶ Arkansas is 255-101 in 24 seasons in Bud Walton
- ▶ Jimmy Dykes is 28-15 in BWA (8-6/11-4/9-5)

## 2016-17 NEWCOMERS

### FRESHMAN VIDEOS

Get to know our newcomers in their own words. Watch Now!

- MASON - [bit.ly/MasonShoe](http://bit.ly/MasonShoe)
- Ratliff - [bit.ly/YasRatliff](http://bit.ly/YasRatliff)
- Stout - [bit.ly/GTKStout](http://bit.ly/GTKStout)
- Williams - [bit.ly/KiaraWilliams](http://bit.ly/KiaraWilliams)
- Wilson - [bit.ly/AWilsonHorses](http://bit.ly/AWilsonHorses)

- ▶ Yasmeen Ratliff is the daughter of long-time NBA player Theo Ratliff
- ▶ Ratliff says defense is her strength
- ▶ Kiara Williams grew up in a busy household with two step-brothers, a little sister and little brother, a cousin and two aunts
- ▶ Williams is a big fan of the Marvel superhero movies
- ▶ Jailyn Mason has an Air Jordan shoe collection
- ▶ Check out the photos of Mason's collection here > [bit.ly/MasonShoe](http://bit.ly/MasonShoe)
- ▶ Aaliyah Wilson has three siblings and a lot of cousins - her grandmother had 16 children
- ▶ Wilson loves to ride horses and has owned a couple of horses
- ▶ Sydney Stout was a walk on with the Razorbacks who earned a scholarship

### DOUBLE DIGIT SCORING IN THE FIRST HALF

- ▶ Malica Monk was the first player to score in double figures in the first half of a game with 10 points against Sam Houston State.
- ▶ Monk posted 10 first half points against No. 4 Mississippi State in her first game back from injury
- ▶ Jessica Jackson scored in double figures in the first half six times this year:
  - ✓ Stetson with 11
  - ✓ Navy with 14
  - ✓ at Tulsa with 10
  - ✓ Northwestern State with 17
  - ✓ HBU with 20 (in 15 minutes)
  - ✓ Georgia with 12 points
- ▶ Jessica Jackson had 10 points in the **first quarter** against Stetson. It is the second time in her career she had double figure points in the 1Q
- ▶ Jessica Jackson added a third time with 10 points **in 1Q** at Tulsa
- ▶ Alecia Cooley had 10 points in the first half against Memphis - and again against Missouri in the first meeting between these teams this season
- ▶ Keiryn Swenson became the fourth different Razorback with double digits in the first 20 minutes when she had 12 against Butler

- ▶ Devin Cospier added her name to this list with double digits in the first 20 minutes at Missouri State. She finished with a career-best 18 points.
- ▶ Jailyn Mason dropped in 13 **first quarter** points in Arkansas' first SEC win at Alabama
- ▶ Mason went back-to-back with 10 first half points against Vanderbilt

### TOUGH SCHEDULE IN 2016-17

The SEC is always a tough place to play and this year is no exception

- Arkansas faces five currently ranked or receiving votes opponents
- This includes No. 4 South Carolina, No. 5 Mississippi State, and Tennessee, Kentucky, and Texas A&M who are receiving votes
- The Razorbacks wrap up the regular season facing three ranked (or receiving votes) teams in No. 4 South Carolina, No. 25 Kentucky and Tennessee (RV 25)
- The SEC sent nine teams to the NCAA Tournament and one other to the WNIT last season

It's not just the SEC either. The Razorbacks have put together a non-conference schedule that will allow the team to find itself while getting tough for league play:

- Arkansas hosted WNIT Champ South Dakota
- The Razorbacks travel to Missouri State who took part in last year's NCAA Tournament
- Northwestern State picked sixth/T5th; Houston Baptist picked 8th/8th; Sam Houston State picked 9th/9th in Southland preseason coach's/sports information director's polls

### PREVIOUS GAME NOTES

- ▶ The win over **Stetson** denied the Hatters a 5-0 start for the first time in program history.
- ▶ The win over **South Dakota** snapped an eight-game winning streak. That was the second-longest winning streak in the nation at that time.
- ▶ Arkansas held **Tulsa** to season lows in field-goal percentage (29.7 percent), 3-point field-goal percentage (14.3 percent) and scoring (50 points).
- ▶ Held **Stetson** to two offensive rebounds; Held **Tulsa** to season low field goal percentage (29.7) and 3-point field goal percentage (14.3)
- ▶ Arkansas had 11 consecutive defensive stops in the fourth quarter in a come-from-behind win at **Tulsa**
- ▶ Arkansas defeated **Tulsa** 57-50, when trailing 39-34 after three quarters. Since the NCAA switched to four quarters for the 2015-16 season, the only other time that Arkansas won when trailing after three quarters was Feb. 18, 2016, at home against Alabama, when Arkansas trailed 51-48 and came back to win 69-67.
- ▶ Arkansas defeated **Texas Tech** 66-60, to im-

prove to 2-1 all-time in the SEC/Big 12 Challenge, and also help the SEC to a 6-4 win over the Big 12 in the SEC/Big 12 Challenge this season.

- ▶ Opened with 10-0 run holding **Butler** without a point for the first 4:57 of the game
- ▶ Arkansas held **Northwestern State** to 36 points, including 13 first-half points, both season lows for points allowed by Arkansas. The 41-13 halftime lead also represented their largest halftime lead this season.
- ▶ Arkansas closed nonconference play with a 101-40 win over **Houston Baptist**, eclipsing the century mark for the first time since scoring 100 in a 100-54 win over Mississippi Valley State on Dec. 28, 2013.
- ▶ Arkansas set season highs for points in the first half (54 points), halftime lead (30 points), points in a game (101 points) and margin of victory (61 points) against **Houston Baptist**.
- ▶ Also against **Houston Baptist**, Arkansas set season highs with 10 3-point field goals and 27 assists. Jailyn Mason set a career high and an Arkansas individual season high with 11 assists.
- ▶ Arkansas set the school record with 31 points in the second quarter and tied the school record with 34 points in the third quarter, outscoring **Houston Baptist** 65-18 in the middle frames.
- ▶ Arkansas shot 52.1 percent from the floor against **Houston Baptist**, its third game to shoot 50 percent or better and its seventh game to shoot 45 percent or better this year.
- ▶ Arkansas held **Houston Baptist** to 24.1 percent shooting, the second-lowest field-goal percentage allowed by Arkansas and the fourth game that Arkansas has held an opponent under 30 percent shooting this season.
- ▶ Arkansas held **Mississippi State** to 59 points, its second-lowest scoring output of the season, and 36.5 percent shooting from the floor and 18.2 percent shooting from 3-point range, both of which are its second-lowest shooting percentages of the season.
- ▶ Arkansas was held without a made field goal for the final 5:07, as **LSU** finished the game on an 11-1 run and outscored Arkansas 16-7 in the fourth quarter.
- ▶ Arkansas held **LSU** to 28.8 percent shooting and allowed just 18 points in the paint and 10 second-chance points.
- ▶ Making her fifth straight start, Devin Cospier scored a team-high 15 points against **LSU**, finishing three points shy of her season and career high for points.
- ▶ Freshman Aaliyah Wilson posted the third double digit scoring game of her career with 20 points at **Texas A&M** - it is her first career 20-point game.

- ▶ Arkansas almost made more baskets (12) than **Alabama** had attempts (13) in the first quarter.
- ▶ Arkansas did not miss back-to-back baskets in the first quarter but opened the second frame 1-for-6 at **Alabama**.
- ▶ Arkansas had a season-best first half points (40) in SEC play this year at **Alabama**.
- ▶ **Alabama's** 18 first half points was a season low for the Crimson Tide as was their 9.1% shooting (1-11) in the second quarter.
- ▶ Arkansas was held to a season-low eight first-quarter points, a season-low 20 first-half points and faced its largest halftime deficit of the season, trailing **Missouri** 33-20 after the first 20 minutes of play.
- ▶ Alecia Cooley scored in double figures in the first half against **Missouri** for the second time this season, finishing with 10 first-half points. She became the fifth different Razorbacks to have two or more games with double-figure scoring in the first half of a game this season.
- ▶ Jessica Jackson, Keiryn Swenson and Jailyn Mason, the Razorbacks' three leading scorers entering the game, were held to a combined to a combined 10 points on 5-for-21 shooting, including 0-for-8 from 3-point range vs. **Missouri**.
- ▶ Senior Jessica Jackson had just six points in the first meeting with **LSU**. Jackson had four first quarter points and finished with 15 points and eight rebounds in the second game.
- ▶ Jessica Jackson scored in double figures for the 16th time this season at **LSU**. It snapped a four-game double-figure drought for the senior.
- ▶ Hot start - Arkansas shot 72.7% on 8-for-11 shooting in the first quarter at **LSU**. That is a season-best for the Razorbacks.
- ▶ Against **Georgia** ... Jessica Jackson had 26 points and a career-best 11 points from the free throw line.
- ▶ Arkansas had just nine turnovers against **UGA** - the fewest in SEC play and the least since nine against Texas Tech Dec. 3

## STATS & STANDINGS

TEAM	SEC			OVERALL		
	W	L	PCT.	W	L	PCT.
South Carolina	9	1	.900	19	2	.905
Mississippi State	8	1	.889	22	1	.957
Missouri	6	3	.667	16	7	.696
Tennessee	6	3	.667	15	7	.682
Texas A&M	6	3	.667	16	6	.727
Kentucky	6	4	.600	15	8	.652
Auburn	5	4	.556	15	8	.652
LSU	4	5	.444	15	7	.682
Alabama	3	6	.333	15	7	.682
Georgia	3	6	.333	11	11	.500
Ole Miss	3	6	.333	14	8	.636
Arkansas	2	7	.222	13	9	.592
Florida	2	7	.222	11	11	.500
Vanderbilt	1	8	.111	11	11	.500

## SEC SCHEDULE

### FEBRUARY

5 (Sunday)

*Alabama at LSU (SEC Network)	3:00 p.m. CT
*South Carolina at Arkansas (ESPN2)	1:00 p.m. CT
*Auburn at Texas A&M (SEC Network)	1:00 p.m. CT
*Tennessee at Georgia (ESPN)	4:00 p.m. ET
*Vanderbilt at Kentucky (SEC Network)	12:00 p.m. ET
*Missouri at Mississippi State (ESPNU)	1:30 p.m. CT

6 (Monday)

*Ole Miss at Florida (SEC Network)	7:00 p.m. ET
------------------------------------	--------------

9 (Thursday)

*Alabama at Texas A&M (SECN+)	7:00 p.m. CT
*Arkansas at Florida (SECN+)	7:00 p.m. ET
*Auburn at South Carolina (SECN+)	7:00 p.m. ET
*Kentucky at Georgia (SECN+)	7:00 p.m. ET
*LSU at Ole Miss (SECN+)	6:00 p.m. CT
*Vanderbilt at Mississippi State (SEC Network)	8:00 p.m. CT
*Missouri at Tennessee (SEC Network)	7:00 p.m. ET

12 (Sunday)

*Florida at Alabama (SEC Network)	1:00 p.m. CT
*Arkansas at Missouri (SEC Network)	5:00 p.m. CT
*Georgia at Auburn (SECN+)	2:00 p.m. CT
*Mississippi State at Ole Miss (SEC Network)	3:00 p.m. CT
*Texas A&M at Tennessee (ESPN2)	2:00 p.m. ET

13 (Monday)

*LSU at Vanderbilt (SEC Network)	6:00 p.m. CT
South Carolina at Connecticut (ESPN2)	9:00 p.m. ET

16 (Thursday)

*Tennessee at Alabama (SECN+)	7:00 p.m. CT
*Kentucky at Arkansas (SECN+)	7:00 p.m. CT
*Auburn at Ole Miss (SEC Network)	8:00 p.m. CT
*Missouri at Florida (SECN+)	7:00 p.m. ET
*Georgia at Mississippi State (SECN+)	7:00 p.m. CT
*Texas A&M at LSU (SECN+)	7:00 p.m. CT
*Vanderbilt at South Carolina (SEC Network)	7:00 p.m. ET

19 (Sunday)

*Arkansas at Tennessee (SEC Network)	3:00 p.m. ET
*Florida at Kentucky (SEC Network)	1:00 p.m. ET
*LSU at Georgia (SECN+)	2:00 p.m. ET
*Ole Miss at Vanderbilt (SECN+)	2:00 p.m. CT
*Mississippi State at Texas A&M (SEC Network)	4:00 p.m. CT
*South Carolina at Missouri (ESPN2)	2:00 p.m. CT

20 (Monday)

*Alabama at Auburn (SEC Network)	6:00 p.m. CT
----------------------------------	--------------

23 (Thursday)

*Alabama at Georgia (SECN+)	7:00 p.m. ET
*Arkansas at Vanderbilt (SECN+)	7:00 p.m. CT
*LSU at Auburn (SECN+)	6:00 p.m. CT
*Florida at Tennessee (SEC Network)	7:00 p.m. ET
*Mississippi State at Kentucky (SECN+)	7:00 p.m. ET

## ABOUT OUR OPPONENT

TEAM	G	PF→PA	Avg score	Margin	FG→FGA	Pct.	3FG→FGA	Pct.	FT→FTA	Pct.	RebF	RebA	Margin
AR	22	1469-1275	66.8-58.0	+8.8	537-1302	.412	127-371	.342	268-397	.675	868	761	+4.9
SC	21	1632-1172	77.7-55.8	+21.9	586-1268	.462	118-346	.341	342-493	.694	887	693	+9.2

## SOUTH CAROLINA GAMECOCKS

- Picked to win the SEC, South Carolina is 19-2 overall and 9-1 in SEC play. The Gamecocks saw their 12-game winning streak snapped earlier this week, falling to Tennessee 76-74 on Monday night in Columbia.
- South Carolina is 8-1 in road games, including 5-0 in SEC road games this season, defeating Auburn, Florida, LSU, Georgia and Kentucky on the road this season.
- South Carolina leads the SEC in scoring offense (77.7 points per game) and ranks second in the SEC in scoring defense (55.8 points per game) and scoring margin (+21.9 points per game).
- South Carolina leads the SEC in both field-goal percentage (46.2 percent) and field-goal percentage defense (35.1 percent). South Carolina also ranks sixth in the SEC in three-point field-goal percentage (34.1 percent) and second in three-point field-goal percentage defense (26.8 percent).
- South Carolina leads the SEC in rebound margin, outrebounding opponents by 9.2 rebounds per game. South Carolina ranks third in the SEC in offensive rebounding percentage (40.4 percent) and fifth in the SEC in defensive rebounding percentage (69.6 percent).
- A'Ja Wilson leads the team in scoring, averaging 16.9 points per game. She ranks sixth in the SEC in scoring, ninth in the SEC in rebounding (7.5 rebounds per game) and third in the SEC in blocks (2.3 blocks per game).
- Alaina Coates ranks second on the team in scoring, averaging a double-double with 13.7 points per game and a league-leading 11.3 rebounds per game. She also leads the SEC in field-goal percentage (66.1 percent).
- Allisha Gray and Kaela Davis also average double figures in scoring, averaging 13.5 points per game and 12.2 points per game, respectively.

## SOUTH CAROLINA ..... 17-15

Games: 32

SEC: 17-15

Series Record: Arkansas leads 17-15

Fayetteville: 10-5

Columbia: 5-9

Neutral: 2-1

2/1/1992	AR	58	SC	51	Fayetteville
1/30/1993	AR	51	SC	76	Columbia
2/12/1994	AR	87	SC	77	Fayetteville
2/11/1995	#20 AR	63	SC	62	Columbia
3/3/1995	#16 AR	80	SC	70	Chattanooga
1/21/1996	#20 AR	66	SC	58	Fayetteville
1/18/1997	#13 AR	82	SC	71	Columbia
1/24/1998	AR	86	SC	67	Fayetteville
1/24/1999	AR	88	SC	80	Columbia
1/27/2000	AR	87	SC	79	Fayetteville
1/2/2001	AR	49	SC	66	Columbia
1/13/2002	AR	66	#9 SC	91	Columbia
1/27/2002	AR	74	#7 SC	46	Fayetteville
3/1/2002	AR	79	#12 SC	61	Nashville
1/12/2003	#11 AR	67	#13 SC	58	Fayetteville
2/16/2003	#13 AR	59	#15 SC	83	Columbia
1/18/2004	AR	66	SC	52	Columbia
1/23/2005	AR	61	SC	49	Fayetteville
1/29/2006	AR	52	SC	61	Columbia
2/8/2007	AR	69	SC	74	Fayetteville
2/3/2008	AR	50	SC	59	Columbia
2/12/2009	AR	58	SC	54	Fayetteville
2/14/2010	AR	72	SC	68	Columbia
2/6/2011	AR	62	SC	64 (OT)	Fayetteville
2/9/2012	AR	68	SC	47	Fayetteville
2/27/2012	AR	47	SC	53	Columbia
1/27/2013	AR	40	#14/18 SC	43	Fayetteville
1/2/2014	AR	51	#13/12 SC	54	Fayetteville
2/9/2014	AR	49	#6/7 SC	67	Columbia
2/29/2015	AR	56	#2/2 SC	73	Fayetteville
3/6/2015	AR	36	#3/3 SC	58	N. Little Rock
1/3/2016	AR	32	#2/2 SC	85	Columbia

## SERIES NOTES

- All Time: Arkansas leads 17-15 | Fayetteville: 10-5 | Columbia: 5-9 | Neutral: 2-1 | Streak: Arkansas L7
- Arkansas is 17-15 all-time against South Carolina but has lost the last seven meetings, last winning in Fayetteville during the 2011-12 season. Arkansas holds a 10-5 advantage in games played in Fayetteville.
- Arkansas hosts South Carolina for the first time since the 2014-15 season, when the Gamecocks won 73-56.

## LAST MEETING

- Arkansas held No. 2 South Carolina to just nine first quarter points and the teams were tied after the first 10 minutes of the game in Columbia last year.
- Jessica Jackson led Arkansas with nine points and four rebounds.



## ARKANSAS RECORD WHEN ...

.....'16-'17 .....	Dykes
Scoring First.....	9-4 NA
Leading at Halftime.....	13-3 35-11
Tied at Halftime.....	1-0 3-0
Trailing at Halftime .....	1-6 5-30
Shoots 45% or better.....	8-0 16-0
Shoots less than 45% .....	4-8 26-40
Opponent shoots less than 45% .....	12-6 40-27
Opponents shoots 45% or better .....	1-2 3-13
Outrebound opponent.....	12-3 35-10
Ties opponent rebounds.....	0-0 2-3
Outrebounded by opponent .....	1-6 5-28
Fewer Turnovers.....	8-5 24-21
Same number of turnovers.....	0-2 4-6
More TOs than opponent .....	5-2 15-14
Overall.....	13-9 43-41
Home .....	9-5 28-15
Road.....	2-4 9-21
Neutral .....	2-0 6-5
Nonconference .....	11-2 28-15
Nonconference home .....	8-1 17-5
Nonconference away .....	1-1 5-5
Nonconference neutral .....	2-0 6-5
In November .....	7-0 15-4
In December .....	4-2 11-8
In January .....	2-6 8-17
In February.....	0-1 7-8
In March.....	x 2-4
On Monday .....	1-1 5-2
On Tuesday .....	x x
On Wednesday.....	3-1 5-3
On Thursday .....	2-3 10-13
On Friday .....	2-0 6-3
On Saturday.....	2-0 3-1
On Sunday .....	2-4 14-19
White Uniforms.....	11-5
Cardinal Uniforms.....	2-4
Shots at the Buzzer (Quarter, Half or Game)	
Jessica Jackson	
SD 4Q (:09); TTU 1Q (3pt :01); NSU 2Q (3pt :01)	
Jailyn Mason	
Memphis 1Q (3pt :00); Texas Tech 2Q (:06); ORU 1Q (:04)	
Aaliyah Wilson	
Texas Tech 3Q (3pt :02)	
Malica Monk	
Memphis 3Q (layup :01); Butler 1Q (:04); TAMU 1Q (3pt :01)	
Devin Cosper	
Butler 3Q (3pt :02)	
Sydney Stout	
HBU 2Q (2pt :03)	
Keiryn Swenson	
at Alabama 1Q (3pt :02)	

## 2016-17 Margin of Victory/Defeat

	1	2	3	4	5	6	7	8	9	10	11-15	16-19	20+	Record
Wins	-	-	3	-	-	1	1	-	-	-	-	3	5	13
Losses	1	1	1	-	-	-	1	1	1	1	-	2	0	9

### Most First Period Points

2016-17	29	at Alabama (1-15-17)
All-Time	29	at Alabama (1-15-17)
Opponent	25	SDSU (11-18-15)

### Most Third Period Points

2016-17	34	HBU (12-28-16)*
All-Time	34	HBU (12-28-16)*
Opponent	30	at Ole Miss (1-1-17)

### Fewest First Period Points

2016-17	8	Missouri (1-23-17)*
All-Time	3	#5/6 Texas (12-20-15)
Opponent	6	SHSU (11-11-16)

### Fewest Third Period Points

2016-17	7	Vanderbilt (1-19-17)
All-Time	7	Vanderbilt (1-19-17)*
Opponent	4	LSU (1-21-16)

### Most Second Period Points

2016-17	31	HBU (12-28-16)
All-Time	31	HBU (12-28-16)
Opponent	35	at #2 S. Carolina (1-3-16)

### Most Fourth Period Points

2016-17	24	vs. Georgia (2-2-17)*
All-Time	32	Tulsa (11-23-15)
Opponent	27	Georgia (2-25-16)

### Fewest Second Period Points

2016-17	5	at Tulsa (11-30-16)
All-Time	5	at Tulsa (11-30-16)
Opponent	3	at Alabama (1-15-17)

### Fewest Fourth Period Points

2016-17	7	LSU (1-8-17)
All-Time	5	#7 Ore. St. (11-28-15)
Opponent	10	#24 Missouri (1-17-16)*

### Most First Half Points

2016-17	54	HBU (12-28-16)
All-Time	65	Tenn State (11-27-88)
Opponent	63	Texas (1-9-89)

### Largest Margin of Victory

2016-17	61	HBU (12-28-16)
All-Time	79	(108-29) B Wesleyan (2-18-77)
Opponent	54	(28-82) La Tech (11-30-78)

### Fewest First Half Points

2016-17	20	Missouri (1-23-17)
All-Time	11	at Missouri (3-1-15)*
Opponent	8	Montana State (1-5-03)

### \*Most Recent

Jump Balls Won	1H Double Figures	20+ Points/30+ Points
Arkansas ----- 8	Jackson ----- 6	Jackson ----- 5/1
Opponent ----- 14	Monk ----- 2	Wilson ----- 1
	Swenson ----- 2	
Scored First Points	Mason ----- 2	10+ Rebounds
Jackson ----- 6	Cooley ----- 2	Cooley ----- 1
Zimmerman ----- 5	Cosper ----- 1	Jackson ----- 1
Cooley ----- 4		
Mason ----- 3	1Q Double Figures	5+ Assists/10+ Assists
Cosper ----- 3	Jackson ----- 3	Mason ----- 5/2
Monk ----- 1	Mason ----- 1	Monk ----- 4
		Cosper ----- 1
First Off The Bench	Rebounding Leader	
Wilson ----- 7	Jackson ----- 9	Double-Doubles
Swenson ----- 7	Cooley ----- 6	Jackson ----- 2
Cosper ----- 3	Swenson ----- 4	Mason ----- 2
Stout ----- 2	Mason ----- 2	Cooley ----- 1
Jackson ----- 2	Zimmerman ----- 1	
Cooley ----- 1	Cosper ----- 1	Charges Drawn
Williams ----- 1	Williams ----- 1	Monk ----- 6
Zimmerman ----- 1		Swenson ----- 6
	10+ Points	Jackson ----- 4
Points Leader	Jackson ----- 17	Zimmerman ----- 3
Jackson ----- 12	Swenson ----- 10	Cosper ----- 2
Mason ----- 3	Monk ----- 9	Wilson ----- 1
Swenson ----- 2	Cooley ----- 9	Cooley ----- 1
Monk ----- 2	Mason ----- 7	Stout ----- 1
Cosper ----- 2	Cosper ----- 6	
Cooley ----- 2	Freeman ----- 3	Forced 10-Second
Wilson ----- 1	Wilson ----- 2	Violations ----- 3
	Zimmerman ----- 1	
3-Point Leader	15+ Points	Forced Opponent
Jackson ----- 11	Jackson ----- 10	Shot Clock Violations ----- 19
Swenson ----- 7	Swenson ----- 3	
Cosper ----- 4	Monk ----- 3	
Zimmerman ----- 3	Mason ----- 3	
Wilson ----- 3	Cosper ----- 2	
Mason ----- 2	Monk ----- 1	
Stout ----- 1		



**@RazorbackWBB STATISTICS**  
**ARKANSAS Combined Team Statistics (as of Feb 02, 2017)**  
**All games**



<b>RECORD:</b>	<b>OVERALL</b>	<b>HOME</b>	<b>AWAY</b>	<b>NEUTRAL</b>
ALL GAMES	13-9	9-5	2-4	2-0
CONFERENCE	2-7	1-4	1-3	0-0
NON-CONFERENCE	11-2	8-1	1-1	2-0

##	Player	gp-gs	min	avg	Total		3-Point		F-Throw		Rebounds				pf	dq	a	to	blk	stl	pts	avg
					fg-fga	fg%	3fg-fga	3fg%	ft-fga	ft%	off	def	tot	avg								
00	JACKSON, Jessica	21-19	613	29.2	106-270	.393	32-95	.337	74-107	.692	54	77	131	6.2	51	1	30	55	18	21	318	15.1
03	MONK, Malica	19-19	577	30.4	66-155	.426	5-19	.263	44-60	.733	15	35	50	2.6	51	2	63	36	6	36	181	9.5
04	SWENSON, Keiryn	22-5	498	22.6	64-125	.512	27-54	.500	29-35	.829	37	57	94	4.3	33	0	9	20	15	10	184	8.4
14	MASON, Jailyn	22-22	683	31.0	78-190	.411	14-34	.412	7-11	.636	16	77	93	4.2	52	1	71	36	7	26	177	8.0
35	COOLEY, Alecia	22-17	475	21.6	53-106	.500	0-0	.000	51-72	.708	45	70	115	5.2	27	0	17	36	23	8	157	7.1
21	COSPER, Devin	21-9	445	21.2	56-155	.361	14-51	.275	17-23	.739	6	47	53	2.5	30	1	40	30	6	26	143	6.8
02	WILSON, Aaliyah	18-0	285	15.8	31-109	.284	15-47	.319	5-6	.833	13	38	51	2.8	24	0	27	36	7	8	82	4.6
22	ZIMMERMAN, Bailey	22-17	475	21.6	34-102	.333	14-57	.246	13-29	.448	26	67	93	4.2	34	0	23	33	9	18	95	4.3
10	WILLIAMS, Kiara	13-2	152	11.7	20-35	.571	0-0	.000	7-23	.304	19	25	44	3.4	25	1	3	13	4	4	47	3.6
20	STOUT, Sydney	8-0	53	6.6	5-13	.385	4-11	.364	2-4	.500	2	8	10	1.3	11	0	1	2	1	0	16	2.0
Team											48	50	98				7					
Total.....		22	4400		537-1302	.412	127-371	.342	268-397	.675	298	570	868	39.5	356	6	289	322	97	167	1469	66.8
Opponents.....		22	4400		483-1288	.375	100-341	.293	209-323	.647	255	506	761	34.6	376	6	270	338	74	162	1275	58.0

TEAM STATISTICS	AR	OPP	Date	Opponent	Score	Att.
SCORING	1469	1275	11/11/16	SAM HOUSTON STATE	w 71-39	4330
Points per game	66.8	58.0	11/13/16	LA-MONROE	w 92-46	3156
Scoring margin	+8.8	-	11/17/16	SOUTH DAKOTA	w 70-67	1054
FIELD GOALS-ATT	537-1302	483-1288	11/21/16	STETSON	w 79-62	1179
Field goal pct	.412	.375	! 11/25/16	vs Memphis	w 91-61	1662
3 POINT FG-ATT	127-371	100-341	! 11/26/16	vs NAVY	w 70-67	838
3-point FG pct	.342	.293	11/30/16	at Tulsa	w 57-50	514
3-pt FG made per game	5.8	4.5	^ 12/03/16	TEXAS TECH	w 66-60	1370
FREE THROWS-ATT	268-397	209-323	12/07/16	BUTLER	w 68-50	1017
Free throw pct	.675	.647	12/11/16	at Missouri State	L 62-64	3094
F-Throws made per game	12.2	9.5	12/18/16	NWST	w 65-36	1025
REBOUNDS	868	761	12/21/16	ORU	L 60-70	1721
Rebounds per game	39.5	34.6	12/28/16	HOUSTON BAPTIST	w 101-40	1361
Rebounding margin	+4.9	-	* 01/01/17	at Ole Miss	L 64-73	1280
ASSISTS	289	270	* 01/05/17	#4 MISSISSIPPI STATE	L 51-59	1233
Assists per game	13.1	12.3	* 01/08/17	LSU	L 52-53	2005
TURNOVERS	322	338	* 01/12/17	at Texas A&M	L 65-90	3796
Turnovers per game	14.6	15.4	* 01/15/17	at Alabama	w 68-50	2667
Turnover margin	+0.7	-	* 01/19/17	VANDERBILT	w 59-56	1302
Assist/turnover ratio	0.9	0.8	* 01/23/17	MISSOURI	L 46-60	1250
STEALS	167	162	* 01/29/17	at LSU	L 46-53	2182
Steals per game	7.6	7.4	* 02/02/17	UGA	L 66-69	1603
BLOCKS	97	74				
Blocks per game	4.4	3.4				
ATTENDANCE	23606	16033				
Home games-Avg/Game	14-1686	6-2256				
Neutral site-Avg/Game	-	2-1250				

! = Nugget Classic (Reno, Nev.)  
 ^ = SEC/Big 12 Challenge (Fayetteville, Ark.)  
 \* = Conference game

Score by Periods	1st	2nd	3rd	4th	Totals
ARKANSAS	411	341	358	359	1469
Opponents	309	287	352	327	1275



**@RazorbackWBB STATISTICS**  
 ARKANSAS Combined Team Statistics (as of Feb 02, 2017)  
**Conference games**



<b>RECORD:</b>	<b>OVERALL</b>	<b>HOME</b>	<b>AWAY</b>	<b>NEUTRAL</b>
ALL GAMES	2-7	1-4	1-3	0-0
CONFERENCE	2-7	1-4	1-3	0-0
NON-CONFERENCE	0-0	0-0	0-0	0-0

##	Player	gp-gs	min	avg	Total		3-Point		F-Throw		Rebounds				pf	dq	a	to	blk	stl	pts	avg
					fg-fga	fg%	3fg-fga	3fg%	ft-fa	ft%	off	def	tot	avg								
00	JACKSON, Jessica	8-6	227	28.4	26-87	.299	9-36	.250	22-35	.629	17	26	43	5.4	22	1	8	27	7	10	83	10.4
03	MONK, Malica	8-8	260	32.5	23-70	.329	3-13	.231	20-29	.690	6	16	22	2.8	28	1	24	20	5	15	69	8.6
14	MASON, Jailyn	9-9	293	32.6	33-87	.379	7-18	.389	3-4	.750	4	29	33	3.7	29	1	26	18	5	13	76	8.4
21	COSPER, Devin	9-7	223	24.8	27-74	.365	8-26	.308	7-8	.875	5	20	25	2.8	22	1	12	18	2	11	69	7.7
04	SWENSON, Keiryn	9-4	207	23.0	22-51	.431	11-26	.423	11-13	.846	14	22	36	4.0	15	0	2	12	3	4	66	7.3
35	COOLEY, Alecia	9-5	185	20.6	17-32	.531	0-0	.000	19-28	.679	15	22	37	4.1	11	0	2	11	7	3	53	5.9
10	WILLIAMS, Kiara	5-2	81	16.2	10-17	.588	0-0	.000	5-13	.385	12	10	22	4.4	12	1	2	8	2	2	25	5.0
02	WILSON, Aaliyah	9-0	133	14.8	16-52	.308	9-23	.391	2-2	1.000	6	11	17	1.9	11	0	7	16	3	2	43	4.8
22	ZIMMERMAN, Bailey	9-4	166	18.4	11-40	.275	3-20	.150	3-8	.375	11	24	35	3.9	16	0	4	18	6	5	28	3.1
20	STOUT, Sydney	4-0	25	6.3	1-5	.200	1-4	.250	2-4	.500	2	1	3	0.8	7	0	1	0	0	0	5	1.3
Team											22	29	51				3					
Total.....		9	1800		186-515	.361	51-166	.307	94-144	.653	114	210	324	36.0	173	5	88	151	40	65	517	57.4
Opponents.....		9	1800		212-525	.404	38-125	.304	101-169	.598	123	231	354	39.3	152	3	134	134	33	74	563	62.6

TEAM STATISTICS	AR	OPP
SCORING	517	563
Points per game	57.4	62.6
Scoring margin	-5.1	-
FIELD GOALS-ATT	186-515	212-525
Field goal pct	.361	.404
3 POINT FG-ATT	51-166	38-125
3-point FG pct	.307	.304
3-pt FG made per game	5.7	4.2
FREE THROWS-ATT	94-144	101-169
Free throw pct	.653	.598
F-Throws made per game	10.4	11.2
REBOUNDS	324	354
Rebounds per game	36.0	39.3
Rebounding margin	-3.3	-
ASSISTS	88	134
Assists per game	9.8	14.9
TURNOVERS	151	134
Turnovers per game	16.8	14.9
Turnover margin	-1.9	-
Assist/turnover ratio	0.6	1.0
STEALS	65	74
Steals per game	7.2	8.2
BLOCKS	40	33
Blocks per game	4.4	3.7
ATTENDANCE	7393	9925
Home games-Avg/Game	5-1479	4-2481
Neutral site-Avg/Game	-	0-0

Date	Opponent	Score	Att.
* 01/01/17	at Ole Miss	L 64-73	1280
* 01/05/17	#4 MISSISSIPPI STATE	L 51-59	1233
* 01/08/17	LSU	L 52-53	2005
* 01/12/17	at Texas A&M	L 65-90	3796
* 01/15/17	at Alabama	w 68-50	2667
* 01/19/17	VANDERBILT	w 59-56	1302
* 01/23/17	MISSOURI	L 46-60	1250
* 01/29/17	at LSU	L 46-53	2182
* 02/02/17	UGA	L 66-69	1603

! = Nugget Classic (Reno, Nev.)  
 ^ = SEC/Big 12 Challenge (Fayetteville, Ark.)  
 \* = Conference game

Score by Periods	1st	2nd	3rd	4th	Totals
ARKANSAS	140	119	110	148	517
Opponents	150	117	161	135	563



# JIMMY DYKES

## HEAD COACH

The most successful basketball programs all have a few key elements in common.

### PASSION

They are passionate about the game. The coaches are passionate about their team, the players are passionate about the opportunity to represent their university and the fans are passionate about supporting the program.

### EXCITEMENT

All successful programs are filled with excitement. They are exciting to watch and to be a part of.

### COMMITMENT

It takes a lot of people to make a program successful and they all have to be committed to the effort. It starts with the coaches and staff and extends to the players but the best programs in the country take it further. Everyone who impacts the program, from professors, athletic trainers, academic coordinators, administrators and fans, all have to be willing to work toward the same goal of excellence in all areas.

### PERFORMANCE

Finally, successful teams have to perform at a high level every day. Whether in the classroom, in the community or on the court, doing things the right way is vital to the program's success.

The University of Arkansas made a move March 30, 2014, when they welcomed Jimmy Dykes as the eighth head coach of the Razorback women's basketball team.

### QUICK HITS

- Jimmy Dykes is the eighth head coach in Razorback Women's Basketball History
- Three-year University of Arkansas basketball letterman
- Jimmy Dykes attended high school at Estes Park (Colo.) and Fayetteville HS
- Jimmy Dykes earned his bachelor's degree in speech education at Arkansas in 1985
- Graduated with honors from the University of Arkansas with a 3.54 GPA
- Served under legendary coach Eddie Sutton as an assistant at Arkansas, Kentucky and Oklahoma State

### THE 411 CHRONOLOGY

Head Coach	Years	Record
University of Arkansas	2014-15	18-14, 6-10, NCAA 2nd Round
	2015-16	12-18, 7-9
	2016-17	13-9, 2-7
<b>TOTAL</b>	<b>3 seasons</b>	<b>43-41, 15-26 SEC</b>

### Assistant Coach

Assistant Coach	Years	Worked With
University of Arkansas	1984-1985	Eddie Sutton
Sacramento State	1985-86	Bill Brown
Appalachian State University	1986-87	Tom Apke
University of Kentucky	1987-89	Eddie Sutton
University of Arkansas-Little Rock	1989-90	Mike Newell
Oklahoma State University	1990-91	Eddie Sutton

### NATIONAL BASKETBALL ASSOCIATION

1991-1993 | College Scout | Seattle Supersonics

### HIGH SCHOOL

1994-1998; 2003-2004 | Athletic Director | Shiloh Christian

### ESPN/ABC SPORTS | 1995-2014

- Game and studio college men's and women's basketball analyst
- Game analyst for NCAA Women's Basketball Tournament
- Coverage of the WNBA playoffs
- College football sideline reporter

### PERSONAL

- Born: May 3, 1961
- Bachelor's Degree: Arkansas, 1985 in Speech Education
- Family: Wife: Tiffany (Beasley); married in 2002, daughter Kennedy
- Tiffany - an Arkansas graduate, 2003
- Hometown: Tulsa, Oklahoma
- High school at Estes Park HS (Colo.), Fayetteville HS
- Multi-sport athlete

### BY THE NUMBERS

**44** Career Wins

**20** SEC Career Wins

**13** 2015-16 recruiting class rank

**5** Newcomers for 2016-17

**1** NCAA Tourney appearance

**1** NCAA Tournament wins

### DYKES VS. CONFERENCES

- Total: 43-41
- SEC: 16-28 (includes 1-2 in SEC Tournament)
- Nonconference: 27-13
- American: 3-1
- Atlantic Sun: 1-0
- Atlantic-10: 1-0
- Big East: 1-1
- Big 10: 2-2
- Big 12: 2-2
- Conference USA: 1-0
- Mid-Eastern Athletic: 1-0
- MVC: 1-2
- Pac-12: 0-1
- Patriot League: 1-0
- Southland: 8-0
- SWAC: 2-0
- Summit League: 2-3
- Sun Belt: 1-1



# 00

## 16-17 HIGHS

Points	34 vs. HBU, 12-28-16
FGM	12 vs. HBU, 12-28-16
FGA	23 vs. Georgia, 2-2-17
3PM	3 vs. Georgia, 2-2-17*
3PA	10 vs. Georgia, 2-2-17
FTM	11 vs. Georgia, 2-2-17
FTA	16 vs. Georgia, 2-2-17
OREB	5 vs. Georgia, 2-2-17*
DREB	7 at Missouri State, 12-11-16
REB	10 vs. HBU, 12-28-16
AST	5 vs. HBU, 12-28-16
BLK	3 vs. Vanderbilt, 1-19-17
STL	3 vs. HBU, 12-28-16*
MIN	38 at Ole Miss, 1-1-17

## CAREER HIGHS

Points	34 vs. HBU, 12-28-16
FGM	12 vs. HBU, 12-28-16
FGA	25, #13/15 Ky, 2-26-15
3PM	5, #13/15 Ky, 2-26-15*
3PA	11, #13/15 Ky, 2-26-15
FTM	11 vs. Georgia, 2-2-17
FTA	16 vs. Georgia, 2-2-17
OREB	5 vs. Georgia, 2-2-17*
DREB	10, vs. Auburn, 2-2-14
	10, vs. Florida, 1-28-16 OT
REB	13, SHSU, 11-15-15
AST	5 vs. HBU, 12-28-16
BLK	5, Tulsa, 12-14-14*
STL	3 vs. HBU, 12-28-16*
MIN	39, at LSU, 1-21-16*

\*Most Recent

## MISCELLANEOUS

	2016-17	Career
10+ Pts	17	94
15+ Pts	10	68
20+ Pts	5	25
30+ Pts	1	2
10+ Rebs	2	15
15+ Rebs	-	-
2BL-2BL	2	16
5+ Ast	1	--
Led AR in Pts	12	52
Led AR in Reb	9	35
GP/GS	21/19	112/105

## HONORS

- Senior CLASS Award candidate
- Preseason All-SEC First-Team, '16
- MVP Nugget Classic
- CollegeSportsMadness.com SEC Player of the Week (Dec. 5, 2016)
- All-SEC Second-Team, '14, '15
- **All-SEC First-Team, '16**
- All-SEC Freshman Team, 2014
- AP All-SEC Hon. Mention, 2014
- AP All-SEC Second-Team, 2015
- SEC First-Year Academic HR, 2014
- CSM.com POW, Jan. 18, 2016

## NOTES

- Named to coaches **preseason All-SEC First-Team** in '16-17
- Single season personal best 15 consecutive games in double figure scoring as a senior
- Scored in double figures in the first quarter against Stetson, Tulsa and Northwestern State
- Nugget Classic MVP in Reno
- First double-double of the year with 34 and 10 verses HBU
- Followed with double-double at Ole Miss with 10 and 10
- Ranked as No. 15 WNBA draft prospect by CollegeSportsMadness.com
- **Senior CLASS Award** candidate (Jan. 5, 2017)
- Career-best 34 points against Houston Baptist are tied for second-most points by an SEC player this season and tied for the 11th-most points in Arkansas history.
- Scored 30 or more points for the second time in her career and the first time since scoring 31 points as a freshman against Ole Miss on Jan. 19, 2014.
- Career-best 11 points from the line versus Georgia



**JESSICA JACKSON**  
F | SR | 6-3 | JACKSONVILLE, ARK.

## 16-17 GAME BY GAME

Opponent	Date	gs	min	Total		3-Pointers		Free throws		Rebounds				Other				pts	avg		
				fg-fga	pct	3fg-fga	pct	ft-fa	pct	off	def	tot	avg	pf	a	t/o	blk			stl	
SAM HOUSTON STATE	11/11/16	*	27	6-14	.429	3-4	.750	5-7	.714	3	5	8	8.0	3	4	0	1	0	20	20.0	
LA-MONROE	11/13/16	*	23	5-14	.357	3-5	.600	0-0	.000	2	4	6	7.0	2	0	2	0	2	13	16.5	
SOUTH DAKOTA	11/17/16	*	30	5-15	.333	2-7	.286	2-11	.182	3	4	7	7.0	0	2	4	0	1	14	15.7	
STETSON	11/21/16	*	35	7-16	.438	2-5	.400	3-4	.750	3	4	7	7.0	3	2	0	1	0	19	16.5	
vs Memphis	11/25/16	*	23	5-9	.556	0-2	.000	2-2	1.000	3	3	6	6.8	2	1	2	1	0	12	15.6	
vs NAVY	11/26/16	*	28	6-15	.400	1-4	.250	4-6	.667	2	0	2	6.0	2	2	4	0	0	17	15.8	
at Tulsa	11/30/16	*	36	9-17	.529	2-6	.333	2-2	1.000	3	6	9	6.4	2	0	2	1	0	22	16.7	
TEXAS TECH	12/03/16	*	31	3-16	.188	1-5	.200	7-10	.700	2	4	6	6.4	1	3	1	1	0	14	16.4	
BUTLER	12/07/16	*	30	5-11	.455	1-3	.333	8-10	.800	5	4	9	6.7	2	1	5	1	3	19	16.7	
at Missouri State	12/11/16	*	27	2-9	.222	1-5	.200	6-6	1.000	2	7	9	6.9	4	0	2	0	0	11	16.1	
NWST	12/18/16	*	33	9-15	.600	3-5	.600	2-2	1.000	3	3	6	6.8	3	1	2	0	0	23	16.7	
ORU	12/21/16	*	37	6-16	.375	1-2	.500	4-4	1.000	1	2	3	6.5	3	1	3	3	2	17	16.8	
HOUSTON BAPTIST	12/28/16	*	26	12-16	.750	3-6	.500	7-8	.875	5	5	10	6.8	2	5	1	2	3	34	18.1	
at Ole Miss	01/01/17	*	38	3-15	.200	2-8	.250	3-4	.750	2	8	10	7.0	1	4	2	0	1	11	17.6	
#4 MISSISSIPPI STATE	01/05/17	*	23	4-10	.400	2-5	.400	2-4	.500	1	2	3	6.7	4	0	5	2	1	12	17.2	
LSU	01/08/17	*	29	2-7	.286	0-3	.000	2-3	.667	3	3	6	6.7	2	0	4	0	0	6	16.5	
at Texas A&M	01/12/17	*	30	1-2	.500	0-1	.000	3-4	.750	1	1	2	6.4	2	2	4	0	3	5	15.8	
VANDERBILT	01/19/17	29	3-11	.273	0-3	.000	0-2	.000	3	3	6	6.4	2	1	3	3	2	6	15.3		
MISSOURI	01/23/17	16	1-7	.143	0-4	.000	0-0	.000	0	3	3	6.2	3	0	1	0	1	2	14.6		
at LSU	01/29/17	*	28	6-12	.500	2-2	1.000	1-2	.500	2	6	8	6.3	5	0	7	0	2	15	14.6	
UGA	02/02/17	*	34	6-23	.261	3-10	.300	11-16	.688	5	0	5	6.2	3	1	1	2	0	26	15.1	
Totals			19	613	106-270	.393	32-95	.337	74-107	.692	54	77	131	6.2	51	30	55	18	21	318	15.1

Games played: 21  
Minutes/game: 29.2  
Points/game: 15.1  
FG Pct: 39.3  
3FG Pct: 33.7  
FT Pct: 69.2

Rebounds/game: 6.2  
Assists/game: 1.4  
Turnovers/game: 2.6  
Assist/turnover ratio: 0.5  
Steals/game: 1.0  
Blocks/game: 0.9

## JACKSON'S CAREER STATISTICS

Season	gp-gs	min/avg	Total		3-Point		F-Throws		Rebounds				Scoring							
			fg-fga	pct	fg-fga	pct	ft-fa	pct	off	def	tot	avg	pf	fo	ast	to	blk	stl	pts	avg
2013-14	30-30	903/30.1	163-385	.423	48-125	.384	111-138	.804	45	136	181	6.0	70	0	40	51	45	24	485	16.2
2014-15	32-29	1032/32.2	161-431	.374	56-163	.344	99-126	.786	61	139	200	6.3	86	2	30	96	33	27	477	14.9
2015-16	29-27	920/31.7	170-418	.407	48-150	.320	89-121	.736	51	132	183	6.3	76	3	30	70	33	15	477	16.4
2016-17	21-19	613/29.2	106-270	.393	32-95	.337	74-107	.692	54	77	131	6.2	51	1	30	55	18	21	318	15.1
TOTAL	112-105	3468/31.0	600-1504	.399	184-533	.345	373-492	.758	211	484	695	6.2	283	6	130	272	129	87	1757	15.7

# 2

## NOTES

- Second-ever McDonald's All-American to join team out of HS
- Missed start of season with illness
- Missed Missouri State with death in family
- First career game with double figure scoring with 10 points against Memphis
- A then career-best 11 points in 18 minutes versus Texas Tech in SEC/Big 12 Challenge
- Came off the bench with 20 points at Texas A&M



**AALIYAH WILSON**  
F | FR | 5-10 | MUSKOGEE, OKLA.

## 16-17 HIGHS

Points	20 at Texas A&M, 1-12-17
FGM	8 at Texas A&M, 1-12-17
FGA	15 at Texas A&M, 1-12-17
3PM	4 at Texas A&M, 1-12-17
3PA	7 at Texas A&M, 1-12-17
FTM	2 vs. LSU, 1-8-17*
FTA	2 vs. LSU, 1-8-17*
OREB	2 vs. Georgia, 2-2-17*
DREB	5 vs. HBU, 12-28-16*
REB	6 vs. Texas Tech, 12-3-16*
AST	5 vs. HBU, 12-28-16
BLK	2 vs. HBU, 12-28-16
STL	2 vs. Texas Tech, 12-3-16*
MIN	29 vs. HBU, 12-28-16

\*Most Recent

## CAREER HIGHS

Points	20 at Texas A&M, 1-12-17
FGM	8 at Texas A&M, 1-12-17
FGA	15 at Texas A&M, 1-12-17
3PM	4 at Texas A&M, 1-12-17
3PA	7 at Texas A&M, 1-12-17
FTM	2 vs. LSU, 1-8-17*
FTA	2 vs. LSU, 1-8-17*
OREB	2 vs. Georgia, 2-2-17*
DREB	5 vs. HBU, 12-28-16*
REB	6 vs. Texas Tech, 12-3-16*
AST	5 vs. HBU, 12-28-16
BLK	2 vs. HBU, 12-28-16
STL	2 vs. Texas Tech, 12-3-16*
MIN	29 vs. HBU, 12-28-16

\*Most Recent

## MISCELLANEOUS

	2016-17	Career
10+ Pts	3	3
15+ Pts	1	1
20+ Pts	1	1
10+ Rebs	-	-
15+ Rebs	-	-
Double-Double	-	-
5+ Ast	1	1
Led AR in Pts	1	1
Led AR in Reb	-	-
GP/GS	18/-	18/-

Games played: 18  
Minutes/game: 15.8  
Points/game: 4.6  
FG Pct: .284  
3FG Pct: .319  
FT Pct: .833

Rebounds/game: 2.8  
Assists/game: 1.5  
Turnovers/game: 2.0  
Assist/turnover ratio: 0.8  
Steals/game: 0.4  
Blocks/game: 0.4

## HONORS

• TBA

## 16-17 GAME BY GAME

Opponent	Date	gs	min	Total		3-Pointers		Free throws		Rebounds				pf	a	t/o	blk	stl	pts	avg
				fg-fga	pct	3fg-fga	pct	ft-fa	pct	off	def	tot	avg							
STETSON	11/21/16	7		1-4	.250	1-1	1.000	0-0	.000	1	2	3	3.0	0	2	0	0	0	3	3.0
vs Memphis	11/25/16	20		4-9	.444	2-4	.500	0-0	.000	1	2	3	3.0	3	4	3	0	0	10	6.5
vs NAVY	11/26/16	23		1-4	.250	1-3	.333	2-2	1.000	2	2	4	3.3	0	4	4	1	2	5	6.0
at Tulsa	11/30/16	18		1-6	.167	0-4	.000	0-0	.000	1	5	6	4.0	3	0	2	0	0	2	5.0
TEXAS TECH	12/03/16	18		4-12	.333	2-3	.667	1-2	.500	2	4	6	4.4	1	0	2	1	2	11	6.2
BUTLER	12/07/16	6		0-2	.000	0-2	.000	0-0	.000	0	1	1	3.8	2	0	3	0	0	0	5.2
NWST	12/18/16	17		0-4	.000	0-3	.000	0-0	.000	0	3	3	3.7	1	5	2	0	0	0	4.4
ORU	12/21/16	14		0-3	.000	0-0	.000	0-0	.000	0	3	3	3.6	1	0	1	0	1	0	3.9
HOUSTON BAPTIST	12/28/16	29		4-13	.308	0-4	.000	0-0	.000	0	5	5	3.8	2	5	3	2	1	8	4.3
at Ole Miss	01/01/17	19		1-6	.167	1-3	.333	0-0	.000	0	2	2	3.6	3	2	3	0	0	3	4.2
#4 MISSISSIPPI STATE	01/05/17	6		0-2	.000	0-1	.000	0-0	.000	0	0	0	3.3	3	0	1	0	0	0	3.8
LSU	01/08/17	15		1-3	.333	0-2	.000	2-2	1.000	0	1	1	3.1	1	1	3	0	0	4	3.8
at Texas A&M	01/12/17	26		8-15	.533	4-7	.571	0-0	.000	1	0	1	2.9	0	1	5	0	1	20	5.1
at Alabama	01/15/17	10		1-3	.333	1-2	.500	0-0	.000	0	1	1	2.8	0	0	0	0	1	3	4.9
VANDERBILT	01/19/17	10		0-3	.000	0-1	.000	0-0	.000	2	1	3	2.8	1	1	1	0	0	0	4.6
MISSOURI	01/23/17	17		1-3	.333	1-2	.500	0-0	.000	0	3	3	2.8	1	1	1	2	0	3	4.5
at LSU	01/29/17	21		3-8	.375	2-3	.667	0-0	.000	1	2	3	2.8	2	0	2	0	0	8	4.7
UGA	02/02/17	9		1-9	.111	0-2	.000	0-0	.000	2	1	3	2.8	0	1	0	1	0	2	4.6
Totals		0	285	31-109	.284	15-47	.319	5-6	.833	13	38	51	2.8	24	27	36	7	8	82	4.6

## WILSON'S CAREER STATISTICS

Season	gp-gs	min/avg	Total		3-Point		F-Throws		Rebounds				pf	fo	ast	to	blk	stl	Scoring	
			fg-fga	pct	fg-fga	pct	ft-fa	pct	off	def	tot	avg							pts	avg
2016-17	18-0	285/15.8	31-109	.284	15-47	.319	5-6	.833	13	38	51	2.8	24	0	27	36	7	8	82	4.6
TOTAL	18-0	285/15.8	31-109	.284	15-47	.319	5-6	.833	13	38	51	2.8	24	0	27	36	7	8	82	4.6

# 3

## NOTES

- Opened 2016-17 as a starter
- Sixteen games with 25+ minutes played
- Posted a career-best with 18 points against Stetson
- Ten games with double digit scoring
- Four games with five or more assists
- Missed ORU, HBU & Ole Miss games with injury



**MALICA MONK**  
G | SO | 5-5 | N. LITTLE ROCK, ARK.

## 16-17 HIGHS

Points	18 vs. Stetson, 11-21-16
FGM	6 at Texas A&M, 1-12-17*
FGA	16 at Missouri State, 12-11-16
3PM	2 at Texas A&M, 1-12-17
3PA	3 vs. Georgia, 2-2-17*
FTM	8 vs. #4 Miss State, 1-5-17
FTA	9 vs. #4 Miss State, 1-5-17
OREB	3 vs. ULM, 11-13-16
DREB	4 vs. Tulsa, 11-30-16
REB	5 vs. ULM, 11-13-16
AST	7 vs. Memphis, 11-25-16
BLK	3 vs. LSU, 1-8-17
STL	4 vs. Memphis, 11-25-16
MIN	38 vs. #4 Miss State, 1-5-17

## CAREER HIGHS

Points	18 vs. Stetson, 11-21-16
FGM	6 at Texas A&M, 1-12-17*
FGA	16 at Missouri State, 12-11-16
3PM	2 at Texas A&M, 1-12-17
3PA	3 vs. Georgia, 2-2-17*
FTM	8 vs. #4 Miss State, 1-5-17
FTA	9 vs. #4 Miss State, 1-5-17
OREB	3 vs. ULM, 11-13-16
DREB	4 vs. Tulsa, 11-30-16
REB	5 vs. ULM, 11-13-16
AST	7 vs. Memphis, 11-25-16
BLK	3 vs. LSU, 1-8-17
STL	4 vs. Memphis, 11-25-16
MIN	38 vs. #4 Miss State, 1-5-17

\*Most Recent

## MISCELLANEOUS

	2016-17	Career
10+ Pts	10	13
15+ Pts	3	3
20+ Pts	-	-
10+ Rebs	-	-
15+ Rebs	-	-
Double-Double	-	-
5+ Ast	4	6
Led AR in Pts	2	2
Led AR in Reb	-	-
GP/GS	19/19	46/24

## HONORS

- Arkansas Academic Honor Roll (3.0-3.49 GPA) (Fall 2016)

## 16-17 GAME BY GAME

Opponent	Date	gs	min	Total		3-Pointers		Free throws		Rebounds				Scoring							
				fg-fga	pct	3fg-fga	pct	ft-fga	pct	off	def	tot	avg	pf	a	t/o	blk	stl	pts	avg	
SAM HOUSTON STATE	11/11/16	*	27	5-7	.714	0-0	.000	2-2	1.000	0	2	2	2.0	2	3	1	0	2	12	12.0	
LA-MONROE	11/13/16	*	25	2-3	.667	0-0	.000	5-6	.833	3	2	5	3.5	1	2	1	1	3	9	10.5	
SOUTH DAKOTA	11/17/16	*	34	5-10	.500	0-0	.000	2-2	1.000	1	1	2	3.0	3	4	2	0	4	12	11.0	
STETSON	11/21/16	*	36	6-10	.600	0-1	.000	6-6	1.000	0	3	3	3.0	2	5	4	0	1	18	12.8	
vs Memphis	11/25/16	*	21	5-7	.714	0-1	.000	3-4	.750	2	1	3	3.0	1	7	2	0	4	13	12.8	
vs NAVY	11/26/16	*	22	2-2	1.000	0-0	.000	0-0	.000	0	0	0	2.5	5	1	2	0	0	4	11.3	
at Tulsa	11/30/16	*	34	2-6	.333	0-0	.000	2-2	1.000	0	4	4	2.7	3	4	2	0	1	6	10.6	
TEXAS TECH	12/03/16	*	36	5-14	.357	1-2	.500	0-1	.000	1	2	3	2.8	0	4	0	0	3	11	10.6	
BUTLER	12/07/16	*	35	4-8	.500	0-0	.000	3-4	.750	0	2	2	2.7	4	5	1	0	1	11	10.7	
at Missouri State	12/11/16	*	37	6-16	.375	1-2	.500	1-4	.250	2	1	3	2.7	1	2	1	0	1	14	11.0	
NWST	12/18/16	*	10	1-2	.500	0-0	.000	0-0	.000	0	1	1	2.5	1	2	0	0	1	2	10.2	
#4 MISSISSIPPI STATE	01/05/17	*	38	4-12	.333	1-2	.500	8-9	.889	0	2	2	2.5	4	0	1	2	3	17	10.8	
LSU	01/08/17	*	34	0-6	.000	0-2	.000	6-8	.750	1	1	2	2.5	4	5	4	3	2	6	10.4	
at Texas A&M	01/12/17	*	26	6-9	.667	2-3	.667	2-2	1.000	0	1	1	2.4	4	2	3	0	1	16	10.8	
at Alabama	01/15/17	*	35	5-10	.500	0-2	.000	1-1	1.000	0	2	2	2.3	5	4	1	0	1	11	10.8	
VANDERBILT	01/19/17	*	31	3-7	.429	0-1	.000	2-4	.500	1	3	4	2.4	3	3	2	0	0	8	10.6	
MISSOURI	01/23/17	*	26	1-6	.167	0-0	.000	0-0	.000	2	2	4	2.5	2	2	2	0	4	2	10.1	
at LSU	01/29/17	*	34	1-7	.143	0-0	.000	0-1	.000	1	2	3	2.6	3	4	4	0	1	2	9.7	
UGA	02/02/17	*	36	3-13	.231	0-3	.000	1-4	.250	1	3	4	2.6	3	4	3	0	3	7	9.5	
Totals			19	577	66-155	.426	5-19	.263	44-60	.733	15	35	50	2.6	51	63	36	6	36	181	9.5

Games played: 19  
Minutes/game: 30.4  
Points/game: 9.5  
FG Pct: 42.6  
3FG Pct: 26.3  
FT Pct: 73.3

Rebounds/game: 2.6  
Assists/game: 3.3  
Turnovers/game: 1.9  
Assist/turnover ratio: 1.8  
Steals/game: 1.9  
Blocks/game: 0.3

## MONK'S CAREER STATISTICS

Season	gp-gs	min/avg	Total		3-Point		F-Throws		Rebounds				Scoring							
			fg-fga	pct	fg-fga	pct	ft-fga	pct	off	def	tot	avg	pf	fo	ast	to	blk	stl	pts	avg
2015-16	27-5	461/17.1	48-136	.353	2-10	.200	12-19	.632	6	23	29	1.1	60	2	47	44	5	23	110	4.1
2016-17	19-19	577/30.4	66-155	.426	5-19	.263	44-60	.733	15	35	50	2.6	51	2	63	36	6	36	181	9.5
TOTAL	46-24	1038/22.6	114-291	.392	7-29	.241	56-79	.709	21	58	79	1.7	111	4	110	80	11	59	291	6.3

# 4

## NOTES

- Career-best 23 points on 6-for-8 shooting in win over Houston Baptist
- First start of the season verses HBU
- Sixteen games with 20+ minutes this year
- Career-best nine rebounds against Northwestern State
- Repeated with nine boards at Alabama
- Ten double figure scoring games
- Also throws javelin for the Razorback track and field team



**KEIRYN SWENSON**  
F | SO | 6-1 | WICHITA, KAN.

## 16-17 HIGHS

Points	23 vs. HBU, 12-28-16
FGM	7 vs. Navy, 11-26-16
FGA	13 at Ole Miss, 1-1-17
3PM	4 at Ole Miss, 1-1-17
3PA	9 at Ole Miss, 1-1-17
FTM	8 vs. HBU, 12-28-16
FTA	9 vs. HBU, 12-28-16
OREB	5 at Alabama, 1-15-17*
DREB	6 vs. NSU, 12-18-15
REB	9 at Alabama, 1-15-17*
AST	2 vs. NSU, 12-18-15
BLK	2 vs. HBU, 12-28-16*
STL	1 at Alabama, 1-15-17*
MIN	37 at Ole Miss, 1-1-17

## CAREER HIGHS

Points	23 vs. HBU, 12-28-16
FGM	7 vs. Navy, 11-26-16
FGA	13 at Ole Miss, 1-1-17
3PM	4 at Ole Miss, 1-1-17
3PA	9 at Ole Miss, 1-1-17
FTM	8 vs. HBU, 12-28-16
FTA	9 vs. HBU, 12-28-16
OREB	5 at Alabama, 1-15-17*
DREB	6 vs. NSU, 12-18-15*
REB	9 at Alabama, 1-15-17*
AST	2 vs. NSU, 12-18-15*
BLK	2 vs. HBU, 12-28-16*
STL	2, New Orleans, 12-30-15*
MIN	37 at Ole Miss, 1-1-17

\*Most Recent

## MISCELLANEOUS

	2016-17	Career
10+ Pts	10	10
15+ Pts	4	4
20+ Pts	1	1
10+ Rebs	-	-
15+ Rebs	-	-
Double-Double	-	-
5+ Ast	-	-
Led AR in Pts	1	1
Led AR in Reb	-	1
GP/GS	22/5	51/6

## HONORS

- SEC First-Year Academic Honor Roll ('16)
- Arkansas Academic Champion (4.00 GPA)  
(Fall 2015, Spring 2016, Fall 2016)

## 16-17 GAME BY GAME

Opponent	Date	qs	min	Total		3-Pointers		Free throws		Rebounds					pts	avg				
				fg-fga	pct	3fg-fga	pct	ft-fa	pct	off	def	tot	avg	pf			a	t/o	blk	stl
SAM HOUSTON STATE	11/11/16	23	2-6	.333	1-3	.333	0-0	.000	0	5	5	5.0	3	1	2	0	1	5	5.0	
LA-MONROE	11/13/16	23	5-7	.714	2-3	.667	1-1	1.000	2	4	6	5.5	0	1	0	1	1	13	9.0	
SOUTH DAKOTA	11/17/16	18	1-3	.333	0-1	.000	1-2	.500	5	1	6	5.7	0	0	0	1	0	3	7.0	
STETSON	11/21/16	20	3-5	.600	2-2	1.000	1-2	.500	1	1	2	4.8	2	0	1	0	1	9	7.5	
vs Memphis	11/25/16	20	4-7	.571	1-2	.500	1-1	1.000	1	1	2	4.2	1	1	0	0	0	10	8.0	
vs NAVY	11/26/16	34	7-12	.583	2-3	.667	0-0	.000	1	2	3	4.0	1	0	0	1	1	16	9.3	
at Tulsa	11/30/16	12	0-2	.000	0-2	.000	0-0	.000	0	2	2	3.7	2	0	0	0	0	0	8.0	
TEXAS TECH	12/03/16	18	2-3	.667	1-1	1.000	3-4	.750	1	4	5	3.9	0	1	1	1	0	8	8.0	
BUTLER	12/07/16	23	6-7	.857	3-3	1.000	0-0	.000	0	3	3	3.8	0	0	1	2	1	15	8.8	
at Missouri State	12/11/16	21	2-3	.667	0-1	.000	1-1	1.000	4	1	5	3.9	2	0	2	2	0	5	8.4	
NWST	12/18/16	25	4-9	.444	1-3	.333	2-2	1.000	3	6	9	4.4	3	2	0	0	0	11	8.6	
ORU	12/21/16	23	0-2	.000	0-1	.000	0-0	.000	1	2	3	4.3	3	0	0	2	0	0	7.9	
HOUSTON BAPTIST	12/28/16	* 31	6-8	.750	3-3	1.000	8-9	.889	4	3	7	4.5	1	1	1	2	1	23	9.1	
at Ole Miss	01/01/17	* 37	6-13	.462	4-9	.444	3-3	1.000	1	3	4	4.4	1	0	1	1	1	19	9.8	
#4 MISSISSIPPI STATE	01/05/17	* 30	1-8	.125	0-3	.000	0-0	.000	3	4	7	4.6	1	1	2	1	1	2	9.3	
LSU	01/08/17	20	3-4	.750	2-3	.667	2-2	1.000	2	2	4	4.6	3	0	2	0	0	10	9.3	
at Texas A&M	01/12/17	25	3-5	.600	1-3	.333	3-4	.750	2	1	3	4.5	0	0	1	1	0	10	9.4	
at Alabama	01/15/17	21	4-9	.444	2-2	1.000	2-3	.667	5	4	9	4.7	2	0	4	0	1	12	9.5	
VANDERBILT	01/19/17	* 19	3-4	.750	1-2	.500	1-1	1.000	0	4	4	4.7	4	1	1	0	0	8	9.4	
MISSOURI	01/23/17	* 27	1-4	.250	0-2	.000	0-0	.000	1	2	3	4.6	0	0	1	0	0	2	9.1	
at LSU	01/29/17	14	0-1	.000	0-0	.000	0-0	.000	0	1	1	4.4	1	0	0	0	0	0	8.6	
UGA	02/02/17	14	1-3	.333	1-2	.500	0-0	.000	0	1	1	4.3	3	0	0	0	1	3	8.4	
Totals		5	498	64-125	.512	27-54	.500	29-35	.829	37	57	94	4.3	33	9	20	15	10	184	8.4

Games played: 22  
Minutes/game: 22.6  
Points/game: 8.4  
FG Pct: 51.2  
3FG Pct: 50.0  
FT Pct: 82.9

Rebounds/game: 4.3  
Assists/game: 0.4  
Turnovers/game: 0.9  
Assist/turnover ratio: 0.5  
Steals/game: 0.5  
Blocks/game: 0.7

## SWENSON'S CAREER STATISTICS


Season	gp-gs	min/avg	Total		3-Point		F-Throws		Rebounds					Scoring						
			fg-fga	pct	fg-fga	pct	ft-fa	pct	off	def	tot	avg	pf	fo	ast	to	blk	stl	pts	avg
2015-16	29-1	373/12.9	27-84	.321	5-21	.238	19-27	.704	34	34	68	2.3	26	0	7	15	4	10	78	2.7
2016-17	22-5	498/22.6	64-125	.512	27-54	.500	29-35	.829	37	57	94	4.3	33	0	9	20	15	10	184	8.4
TOTAL	51-6	871/17.1	91-209	.435	32-75	.427	48-62	.774	71	91	162	3.2	59	0	16	35	19	20	262	5.1



# 10

## NOTES

- Played in 13 games this year
- Career-best nine points in 14 minutes against ULM
- Earned first career start at LSU Jan. 29



**KIARA WILLIAMS**  
F/C | FR | 6-1 | LITTLE ROCK, ARK.

## 16-17 HIGHS

Points	9 vs. ULM, 11-13-16
FGM	4 vs. ULM, 11-13-16
FGA	6 vs. ULM, 11-13-16
3PM	0
3PA	0
FTM	2 vs. Missouri, 1-23-17
FTA	5 vs. Missouri, 1-23-17
OREB	5 vs. Georgia, 2-2-17
DREB	4 at Alabama, 1-15-17*
REB	7 vs. Georgia, 2-2-17
AST	2 vs. Georgia, 2-2-17
BLK	1 at Missouri State, 12-11-16
STL	1 vs. Georgia, 2-2-17*
MIN	22 vs. Georgia, 2-2-17

## CAREER HIGHS

Points	9 vs. ULM, 11-13-16
FGM	4 vs. ULM, 11-13-16
FGA	6 vs. ULM, 11-13-16
3PM	0
3PA	0
FTM	2 vs. Missouri, 1-23-17
FTA	5 vs. Missouri, 1-23-17
OREB	5 vs. Georgia, 2-2-17
DREB	4 at Alabama, 1-15-17*
REB	7 vs. Georgia, 2-2-17
AST	2 vs. Georgia, 2-2-17
BLK	1 at Missouri State, 12-11-16
STL	1 vs. Georgia, 2-2-17*
MIN	22 vs. Georgia, 2-2-17

\*Most Recent

## MISCELLANEOUS

	2016-17	Career
10+ Pts	-	-
15+ Pts	-	-
20+ Pts	-	-
10+ Rebs	-	-
15+ Rebs	-	-
Double-Double	-	-
5+ Ast	-	-
Led AR in Pts	-	-
Led AR in Reb	-	-
GP/GS	13/2	13/2

## HONORS

- TBA

## 16-17 GAME BY GAME

Opponent	Date	gs	min	Total		3-Pointers		Free throws		Rebounds				pf	a	t/o	blk	stl	pts	avg
				fg-fga	pct	3fg-fga	pct	ft-fga	pct	off	def	tot	avg							
SAM HOUSTON STATE	11/11/16	5	0-1	.000	0-0	.000	0-0	.000	0	1	1	1.0	0	0	1	0	1	0	0	0.0
LA-MONROE	11/13/16	14	4-6	.667	0-0	.000	1-4	.250	2	3	5	3.0	4	0	0	0	0	0	9	4.5
STETSON	11/21/16	0	0-0	.000	0-0	.000	0-0	.000	0	0	0	2.0	0	0	0	0	0	0	0	3.0
vs Memphis	11/25/16	8	3-4	.750	0-0	.000	0-0	.000	2	4	6	3.0	2	0	0	0	0	0	6	3.8
at Tulsa	11/30/16	8	1-2	.500	0-0	.000	1-2	.500	1	2	3	3.0	0	0	0	0	0	0	3	3.6
BUTLER	12/07/16	10	1-1	1.000	0-0	.000	0-0	.000	1	2	3	3.0	2	0	1	0	1	2	3.3	
at Missouri State	12/11/16	12	1-2	.500	0-0	.000	0-2	.000	1	2	3	3.0	1	0	0	1	0	2	3.1	
NWST	12/18/16	14	0-2	.000	0-0	.000	0-2	.000	0	1	1	2.8	4	1	3	1	0	0	2.8	
at Alabama	01/15/17	15	3-3	1.000	0-0	.000	1-1	1.000	2	4	6	3.1	3	0	4	0	1	7	3.2	
VANDERBILT	01/19/17	15	1-1	1.000	0-0	.000	0-2	.000	2	0	2	3.0	1	0	0	0	0	2	3.1	
DREB	01/23/17	13	2-5	.400	0-0	.000	2-5	.400	2	1	3	3.0	3	0	0	0	0	6	3.4	
at LSU	01/29/17	* 16	1-3	.333	0-0	.000	2-2	1.000	1	3	4	3.1	5	0	3	2	0	4	3.4	
UGA	02/02/17	* 22	3-5	.600	0-0	.000	0-3	.000	5	2	7	3.4	0	2	1	0	1	6	3.6	
Totals		2	152	20-35	.571	0-0	.000	7-23	.304	19	25	44	3.4	25	3	13	4	4	47	3.6

Games played: 13  
Minutes/game: 11.7  
Points/game: 3.6  
FG Pct: 57.1  
FT Pct: 30.4

Rebounds/game: 3.4  
Assists/game: 0.2  
Turnovers/game: 1.0  
Assist/turnover ratio: 0.2  
Steals/game: 0.3  
Blocks/game: 0.3

## WILLIAMS' CAREER STATISTICS

Season	gp-gs	min/avg	Total		3-Point		F-Throws		Rebounds				Scoring							
			fg-fga	pct	fg-fga	pct	ft-fga	pct	off	def	tot	avg	pf	fo	ast	to	blk	stl	pts	avg
2016-17	13-2	152/11.7	20-35	.571	0-0	.000	7-23	.304	19	25	44	3.4	25	1	3	13	4	4	47	3.6
TOTAL	13-2	152/11.7	20-35	.571	0-0	.000	7-23	.304	19	25	44	3.4	25	1	3	13	4	4	47	3.6

# 14

## 16-17 HIGHS

Points	19 vs. ORU, 12-21-16
FGM	9 vs. ORU, 12-21-16
FGA	15 vs. ORU, 12-21-16
3PM	3 vs. Vanderbilt, 1-19-17
3PA	6 vs. Vanderbilt, 1-19-17
FTM	2 vs. Vanderbilt, 1-19-17*
FTA	2 vs. Vanderbilt, 1-19-17*
OREB	4 vs. Texas Tech, 12-3-16
DREB	6 at Alabama, 1-15-17*
REB	9 vs. Texas Tech, 12-3-16
AST	11 vs. HBU, 12-28-16
BLK	1 vs. Vanderbilt, 1-19-17*
STL	3 vs. Georgia, 2-2-17*
MIN	40 vs. ORU, 12-21-16

\* Most Recent

## CAREER HIGHS

Points	19 vs. ORU, 12-21-16
FGM	9 vs. ORU, 12-21-16
FGA	15 vs. ORU, 12-21-16
3PM	3 vs. Vanderbilt, 1-19-17
3PA	6 vs. Vanderbilt, 1-19-17
FTM	2 vs. Vanderbilt, 1-19-17*
FTA	2 vs. Vanderbilt, 1-19-17*
OREB	4 vs. Texas Tech, 12-3-16
DREB	6 vs. ORU, 12-21-16
REB	9 vs. Texas Tech, 12-3-16
AST	11 vs. HBU, 12-28-16
BLK	1 vs. Vanderbilt, 1-19-17*
STL	3 vs. Georgia, 2-2-17*
MIN	40 vs. ORU, 12-21-16

\* Most Recent

## MISCELLANEOUS

	2016-17	Career
10+ Pts	7	7
15+ Pts	3	3
20+ Pts	-	-
10+ Rebs	-	-
15+ Rebs	-	-
Double-Double	2	2
5+ Ast	5	5
Led AR in Pts	3	3
Led AR in Reb	-	-
GP/GS	22/22	22/22

## HONORS

- SEC Freshman of the Week (Nov. 29, 2016)
- Member of the SEC WBB Leadership Council

## NOTES

- Member of the SEC Women's Basketball Leadership Council
- Played and started all games as a true freshman
- **SEC Freshman of the Week** honors Nov. 29 recording 18 points, nine rebounds and seven assists in two games
- Posted career-best with 19 points on 9-for-15 shooting versus ORU
- Seven games with double figure scoring
- Career-best 11 assists versus HBU
- First career double-double with 10 points and 11 assists versus Houston Baptist
- Back-to-back double-doubles with 10 and 10 at Ole Miss in the conference opener



**JAILYN MASON**  
PG | FR | 5-9 | MASON, OHIO

## 16-17 GAME BY GAME

Opponent	Date	gs	min	Total		3-Pointers		Free throws		Rebounds				pf	a	t/o	blk	stl	pts	avg	
				fg-fga	pct	3fg-fga	pct	ft-fa	pct	off	def	tot	avg								
SAM HOUSTON STATE	11/11/16	*	36	2-9	.222	1-2	.500	0-0	.000	0	4	4	4.0	1	5	2	0	3	5	5.0	
LA-MONROE	11/13/16	*	18	2-4	.500	0-1	.000	0-0	.000	0	0	0	2.0	4	2	1	0	0	4	4.5	
SOUTH DAKOTA	11/17/16	*	30	3-7	.429	2-3	.667	2-2	1.000	0	2	2	2.0	1	2	0	0	1	10	6.3	
STETSON	11/21/16	*	31	5-10	.500	1-1	1.000	0-1	.000	1	5	6	3.0	1	2	0	0	0	11	7.5	
vs Memphis	11/25/16	*	25	4-7	.571	1-1	1.000	0-0	.000	1	3	4	3.2	3	2	3	0	0	9	7.8	
vs NAVY	11/26/16	*	28	4-7	.571	1-2	.500	0-0	.000	0	5	5	3.5	4	5	1	0	0	9	8.0	
at Tulsa	11/30/16	*	26	4-8	.500	0-0	.000	0-0	.000	1	5	6	3.9	3	2	2	0	0	8	8.0	
TEXAS TECH	12/03/16	*	31	4-8	.500	0-0	.000	1-2	.500	4	5	9	4.5	1	3	1	0	0	9	8.1	
BUTLER	12/07/16	*	34	0-4	.000	0-0	.000	0-0	.000	2	4	6	4.7	0	5	3	0	1	0	7.2	
at Missouri State	12/11/16	*	22	0-6	.000	0-1	.000	0-0	.000	1	2	3	4.5	2	0	0	0	1	0	6.5	
NWST	12/18/16	*	36	3-7	.429	1-3	.333	0-0	.000	2	3	5	4.5	0	3	4	1	3	7	6.5	
ORU	12/21/16	*	40	9-15	.600	0-1	.000	1-2	.500	0	6	6	4.7	2	3	1	0	0	19	7.6	
HOUSTON BAPTIST	12/28/16	*	33	5-11	.455	0-1	.000	0-0	.000	0	4	4	4.6	1	11	0	1	4	10	7.8	
at Ole Miss	01/01/17	*	36	5-11	.455	0-0	.000	0-0	.000	0	5	5	4.6	4	10	1	1	0	10	7.9	
#4 MISSISSIPPI STATE	01/05/17	*	35	3-12	.250	0-0	.000	1-2	.500	0	3	3	4.5	5	2	2	2	1	7	7.9	
LSU	01/08/17	*	33	1-4	.250	0-2	.000	0-0	.000	0	3	3	4.4	2	2	2	0	1	2	7.5	
at Texas A&M	01/12/17	*	29	3-8	.375	0-1	.000	0-0	.000	0	4	4	4.4	2	2	1	0	2	6	7.4	
at Alabama	01/15/17	*	31	7-13	.538	1-2	.500	0-0	.000	0	6	6	4.5	3	4	3	0	1	15	7.8	
VANDERBILT	01/19/17	*	34	6-11	.545	3-6	.500	2-2	1.000	2	4	6	4.6	4	1	3	1	1	17	8.3	
MISSOURI	01/23/17	*	34	3-10	.300	0-2	.000	0-0	.000	1	1	2	4.5	4	0	1	1	0	6	8.2	
at LSU	01/29/17	*	35	2-7	.286	1-2	.500	0-0	.000	0	0	0	4.2	1	2	2	0	4	5	8.0	
UGA	02/02/17	*	26	3-11	.273	2-3	.667	0-0	.000	1	3	4	4.2	4	3	3	0	3	8	8.0	
Totals			22	683	78-190	.411	14-34	.412	7-11	.636	16	77	93	4.2	52	71	36	7	26	177	8.0

Games played: 22  
Minutes/game: 31.0  
Points/game: 8.0  
FG Pct: 41.1  
3FG Pct: 41.2  
FT Pct: 63.6

Rebounds/game: 4.2  
Assists/game: 3.2  
Turnovers/game: 1.6  
Assist/turnover ratio: 2.0  
Steals/game: 1.2  
Blocks/game: 0.3

## MASON'S CAREER STATISTICS

Season	gp-gs	min/avg	Total		3-Point		F-Throws		Rebounds				Scoring							
			fg-fga	pct	fg-fga	pct	ft-fa	pct	off	def	tot	avg	pf	fo	ast	to	blk	stl	pts	avg
2016-17	22-22	683/31.0	78-190	.411	14-34	.412	7-11	.636	16	77	93	4.2	52	1	71	36	7	26	177	8.0
TOTAL	22-22	683/31.0	78-190	.411	14-34	.412	7-11	.636	16	77	93	4.2	52	1	71	36	7	26	177	8.0

# 20

## NOTES

- Played in eight games this year
- Missed NSU, ORU games with injury
- Several career high marks against HBU including points,- field goals and 3-point field goals made and rebounds



**SYDNEY STOUT**  
F | FR | 6-0 | BIXBY, OKLA.

## 16-17 HIGHS

Points	8 vs. HBU, 12-28-16
FGM	3 vs. HBU, 12-28-16
FGA	5 vs. HBU, 12-28-16
3PM	2 vs. HBU, 12-28-16
3PA	4 vs. HBU, 12-28-16
FTM	2 at Texas A&M, 1-12-17
FTA	4 at Texas A&M, 1-12-17
OREB	1 vs. Georgia, 2-2-17*
DREB	6 vs. HBU, 12-28-16
REB	6 vs. HBU, 12-28-16
AST	1 vs. Missouri, 1-23-17
BLK	1 vs. ULM, 11-13-16
STL	0
MIN	15 vs. HBU, 12-28-16

\* Most Recent

## CAREER HIGHS

Points	8 vs. HBU, 12-28-16
FGM	3 vs. HBU, 12-28-16
FGA	5 vs. HBU, 12-28-16
3PM	2 vs. HBU, 12-28-16
3PA	4 vs. HBU, 12-28-16
FTM	2 at Texas A&M, 1-12-17
FTA	4 at Texas A&M, 1-12-17
OREB	1 vs. Georgia, 2-2-17*
DREB	6 vs. HBU, 12-28-16
REB	6 vs. HBU, 12-28-16
AST	1 vs. Missouri, 1-23-17
BLK	1 vs. ULM, 11-13-16
STL	0
MIN	15 vs. HBU, 12-28-16

\* Most Recent

## MISCELLANEOUS

	2016-17	Career
10+ Pts	-	-
15+ Pts	-	-
20+ Pts	-	-
10+ Rebs	-	-
15+ Rebs	-	-
Double-Double	-	-
5+ Ast	-	-
Led AR in Pts	-	-
Led AR in Reb	-	-
GP/GS	8/-	8/-

## HONORS

- Arkansas Academic Honor Roll (3.0-3.49 GPA) (Fall 2016)

## 16-17 GAME BY GAME

Opponent	Date	gs	min	Total		3-Pointers		Free throws		Rebounds				pf	a	t/o	blk	stl	pts	avg
				fg-fga	pct	3fg-fga	pct	ft-fa	pct	off	def	tot	avg							
SAM HOUSTON STATE	11/11/16	3		0-0	.000	0-0	.000	0-0	.000	0	0	0	0.0	0	0	0	0	0	0.0	
LA-MONROE	11/13/16	6		0-2	.000	0-2	.000	0-0	.000	0	0	0	0.0	1	0	0	1	0	0.0	
vs Memphis	11/25/16	4		1-1	1.000	1-1	1.000	0-0	.000	0	1	1	0.3	2	0	0	0	0	3	1.0
HOUSTON BAPTIST	12/28/16	15		3-5	.600	2-4	.500	0-0	.000	0	6	6	1.8	1	0	2	0	0	8	2.8
at Texas A&M	01/12/17	9		0-2	.000	0-1	.000	2-4	.500	1	0	1	1.6	3	0	0	0	0	2	2.6
MISSOURI	01/23/17	5		1-1	1.000	1-1	1.000	0-0	.000	0	0	0	1.3	1	1	0	0	0	3	2.7
at LSU	01/29/17	5		0-0	.000	0-0	.000	0-0	.000	0	0	0	1.1	1	0	0	0	0	0	2.3
UGA	02/02/17	6		0-2	.000	0-2	.000	0-0	.000	1	1	2	1.3	2	0	0	0	0	0	2.0
Totals		0	53	5-13	.385	4-11	.364	2-4	.500	2	8	10	1.3	11	1	2	1	0	16	2.0

Games played: 8  
Minutes/game: 6.6  
Points/game: 2.0  
FG Pct: 38.5  
3FG Pct: 36.4  
FT Pct: 50.0

Rebounds/game: 1.3  
Assists/game: 0.1  
Turnovers/game: 0.3  
Assist/turnover ratio: 0.5  
Blocks/game: 0.1

## STOUT'S CAREER STATISTICS

Season	gp-gs	min/avg	Total		3-Point		F-Throws		Rebounds				Scoring							
			fg-fga	pct	fg-fga	pct	ft-fa	pct	off	def	tot	avg	pf	fo	ast	to	blk	stl	pts	avg
2016-17	8-0	53/6.6	5-13	.385	4-11	.364	2-4	.500	2	8	10	1.3	11	0	1	2	1	0	16	2.0
TOTAL	8-0	53/6.6	5-13	.385	4-11	.364	2-4	.500	2	8	10	1.3	11	0	1	2	1	0	16	2.0

# 21

## 16-17 HIGHS

Points	18 at Missouri State, 12-11-16
FGM	6 vs. LSU, 1-8-17
FGA	17 at Missouri State, 12-11-16
3PM	3 vs. Georgia, 2-2-17*
3PA	8 vs. LSU, 1-8-17
FTM	5 at Missouri State, 12-11-16
FTA	7 at Missouri State, 12-11-16
OREB	2 at Alabama, 1-15-17
DREB	7 vs. LSU, 1-8-17
REB	7 vs. LSU, 1-8-17
AST	6 vs. ORU, 12-21-16
BLK	1 vs. Georgia, 2-2-17*
STL	4 vs. Vanderbilt, 1-19-17*
MIN	37 vs. ORU, 12-21-16

## CAREER HIGHS

Points	18 at Missouri State, 12-11-16
FGM	7, MVSU, 12-28-15
FGA	17 at Missouri State, 12-11-16*
	19, at Auburn, 1-24-16 OT
3PM	3 vs. Georgia, 2-2-17*
3PA	9, at Butler, 12-13-15
	9, at Auburn, 1-24-16 OT*
FTM	7, New Orleans, 12-30-15
FTA	8, New Orleans, 12-30-15
OREB	2 at Alabama, 1-15-17*
DREB	7 vs. LSU, 1-8-17
	8, at Auburn, 1-24-16 OT
REB	7 vs. LSU, 1-8-17
	9, at Auburn, 1-24-16 OT
AST	6 vs. ORU, 12-21-16
BLK	3, MVSU, 12-28-15
STL	4 vs. Vanderbilt, 1-19-17*
MIN	37, at Butler, 12-13-15
	42, at Auburn, 1-24-16 OT

\*Most Recent

## MISCELLANEOUS

	2016-17	Career
10+ Pts	6	21
15+ Pts	2	7
20+ Pts	-	1
10+ Rebs	-	-
15+ Rebs	-	-
Double-Double	-	-
5+ Ast	2	3
Led AR in Pts	2	4
Led AR in Reb	-	-
GP/GS	21/9	51/34

## HONORS

- SEC First-Year Academic Honor Roll ('16)
- Arkansas Academic Honor Roll (3.0-3.49 GPA) (Fall 2015, Spring 2016, Fall 2016)

## NOTES

- Missed first game with a family emergency
- Scored career-best 18 points in road game at Missouri State
- Three of four games before the holiday break with double figures
- Fourth double figure scoring game with 15 points against LSU (1-8-17)
- Six games with double digit points this season
- Tied her career-best with four steals against Vanderbilt



**DEVIN COSPER**  
G | SR | 5-10 | COFFEYVILLE, KAN.

## 16-17 GAME BY GAME

Opponent	Date	gs	min	Total		3-Pointers		Free throws		Rebounds				pf	a	t/o	blk	stl	pts	avg
				fg-fga	pct	3fg-fga	pct	ft-fa	pct	off	def	tot	avg							
LA-MONROE	11/13/16	18	2-5	.400	0-2	.000	2-2	1.000	0	1	1	1.0	0	5	0	1	4	6	6.0	
SOUTH DAKOTA	11/17/16	6	0-1	.000	0-0	.000	0-0	.000	0	2	2	1.5	0	0	0	0	0	3.0		
STETSON	11/21/16	9	0-2	.000	0-2	.000	0-0	.000	0	0	0	1.0	0	1	0	0	0	2.0		
vs Memphis	11/25/16	17	4-7	.571	0-3	.000	0-0	.000	0	2	2	1.3	4	2	1	0	0	8	3.5	
vs NAVY	11/26/16	15	1-4	.250	0-2	.000	0-0	.000	0	2	2	1.4	0	3	0	0	2	2	3.2	
at Tulsa	11/30/16	9	0-3	.000	0-1	.000	1-2	.500	1	1	2	1.5	1	0	1	0	0	1	2.8	
TEXAS TECH	12/03/16	11	1-4	.250	0-1	.000	0-0	.000	0	5	5	2.0	0	4	0	0	0	2	2.7	
BUTLER	12/07/16	21	5-9	.556	1-1	1.000	2-4	.500	0	2	2	2.0	0	0	3	0	2	13	4.0	
at Missouri State	12/11/16	30	5-17	.294	3-7	.429	5-7	.714	0	4	4	2.2	2	1	1	0	3	18	5.6	
NWST	12/18/16	21	4-6	.667	1-2	.500	0-0	.000	0	2	2	2.2	0	3	2	1	1	9	5.9	
ORU	12/21/16	* 37	5-14	.357	0-3	.000	0-0	.000	0	3	3	2.3	0	6	2	1	2	10	6.3	
HOUSTON BAPTIST	12/28/16	* 28	2-9	.222	1-1	1.000	0-0	.000	0	3	3	2.3	1	3	2	1	1	5	6.2	
at Ole Miss	01/01/17	* 33	4-9	.444	0-2	.000	1-1	1.000	0	3	3	2.4	3	2	1	0	2	9	6.4	
#4 MISSISSIPPI STATE	01/05/17	* 18	2-3	.667	0-0	.000	2-3	.667	1	0	1	2.3	0	2	2	0	0	6	6.4	
LSU	01/08/17	* 27	6-12	.500	3-8	.375	0-0	.000	0	7	7	2.6	2	2	6	1	1	15	6.9	
at Texas A&M	01/12/17	* 15	1-6	.167	0-2	.000	0-0	.000	0	2	2	2.6	4	1	0	0	1	2	6.6	
at Alabama	01/15/17	* 33	5-14	.357	0-4	.000	0-0	.000	2	2	4	2.6	4	0	3	0	1	10	6.8	
VANDERBILT	01/19/17	* 33	3-11	.273	1-4	.250	4-4	1.000	1	3	4	2.7	3	3	3	0	4	11	7.1	
MISSOURI	01/23/17	* 27	3-9	.333	1-2	.500	0-0	.000	0	0	0	2.6	1	1	3	0	1	7	7.1	
at LSU	01/29/17	13	0-5	.000	0-0	.000	0-0	.000	1	1	2	2.6	0	0	0	0	0	0	6.7	
UGA	02/02/17	24	3-5	.600	3-4	.750	0-0	.000	0	2	2	2.5	5	1	0	1	1	9	6.8	
Totals		9	445	56-155	.361	14-51	.275	17-23	.739	6	47	53	2.5	30	40	30	6	26	143	6.8

Games played: 21  
Minutes/game: 21.2  
Points/game: 6.8  
FG Pct: 36.1  
3FG Pct: 27.5  
FT Pct: 73.9

Rebounds/game: 2.5  
Assists/game: 1.9  
Turnovers/game: 1.4  
Assist/turnover ratio: 1.3  
Steals/game: 1.2  
Blocks/game: 0.3

## COSPER'S CAREER STATISTICS

Season	gp-gs	min/avg	Total		3-Point		F-Throws		Rebounds				Scoring							
			fg-fga	pct	fg-fga	pct	ft-fa	pct	off	def	tot	avg	pf	fo	ast	to	blk	stl	pts	avg
2015-16	30-25	792/26.4	97-293	.331	25-104	.240	50-72	.694	16	83	99	3.3	57	0	42	74	5	34	269	9.0
2016-17	21-9	445/21.2	56-155	.361	14-51	.275	17-23	.739	6	47	53	2.5	30	1	40	30	6	26	143	6.8
TOTAL	51-34	1237/24.3	153-448	.342	39-155	.252	67-95	.705	22	130	152	3.0	87	1	82	104	11	60	412	8.1

# 22

## NOTES

- Improved her career-best with 11 points on 4-for-6 shooting at Tulsa
- Started 17 games this year
- Averaging 21.6 minutes as a sophomore
- Tied her career-best with seven rebounds vs. No. 4 Mississippi State - seven rebounds three times as a sophomore



**BAILEY ZIMMERMAN**  
G/F | SO | 6-0 | ST. VINCENT, ARK.

## 16-17 HIGHS

Points	11 vs. Tulsa, 11-30-16
FGM	4 vs. Tulsa, 11-30-16
FGA	8 vs. Georgia, 2-2-17
3PM	2 vs. Tulsa, 11-30-16*
3PA	5 vs. Georgia, 2-2-17*
FTM	4 at Missouri State, 12-11-16
FTA	4 vs. ORU, 12-21-16*
OREB	2 vs. #4 Miss State, 1-5-17*
DREB	6 at Alabama, 1-15-17
REB	7 at Alabama, 1-15-17*
AST	3 vs. Butler, 12-7-16*
BLK	1 vs. LSU, 1-8-17*
STL	2 vs. NSU, 12-18-15*
MIN	32 vs. SHSU, 11-11-16

\* Most Recent

## CAREER HIGHS

Points	11 vs. Tulsa, 11-30-16
FGM	4 vs. Tulsa, 11-30-16
FGA	9 at Butler, 12-13-15
3PM	2 vs. Tulsa, 11-30-16*
3PA	7, at Butler, 12-13-15
FTM	2 vs. South Dakota, 11-17-16*
FTA	4 vs. ORU, 12-21-16*
OREB	3 at Butler, 12-13-15*
DREB	6 at Alabama, 1-15-17
REB	7 at Alabama, 1-15-17*
AST	3 vs. Navy, 11-26-16*
BLK	1 vs. LSU, 1-8-17*
STL	2 vs. NSU, 12-18-15*
MIN	32 vs. SHSU, 11-11-16

\*Most Recent

## MISCELLANEOUS

	2016-17	Career
10+ Pts	-	-
15+ Pts	-	-
20+ Pts	-	-
10+ Rebs	-	-
15+ Rebs	-	-
Double-Double	-	-
5+ Ast	-	-
Led AR in Pts	-	-
Led AR in Reb	-	-
GP/GS	22/17	42/18

## HONORS

- Arkansas Athletic Director's List (3.5-3.99 GPA) (Fall 2015, Fall 2016)

## 16-17 GAME BY GAME

Opponent	Date	gs	min	Total		3-Pointers		Free throws		Rebounds				pf	a	t/o	blk	stl	pts	avg	
				fg-fga	pct	3fg-fga	pct	ft-fa	pct	off	def	tot	avg								
SAM HOUSTON STATE	11/11/16	*	32	3-6	.500	2-5	.400	1-2	.500	2	3	5	5.0	1	3	1	0	1	9	9.0	
LA-MONROE	11/13/16	*	18	1-7	.143	0-3	.000	1-2	.500	2	5	7	6.0	0	2	0	0	1	3	6.0	
SOUTH DAKOTA	11/17/16	*	15	2-4	.500	2-3	.667	1-2	.500	2	2	4	5.3	3	1	0	0	0	7	6.3	
STETSON	11/21/16	*	24	2-4	.500	1-3	.333	0-0	.000	0	4	4	5.0	1	1	2	0	0	5	6.0	
vs Memphis	11/25/16	*	22	1-4	.250	1-4	.250	0-0	.000	0	3	3	4.6	2	2	2	0	2	3	5.4	
vs NAVY	11/26/16	*	13	0-1	.000	0-1	.000	0-0	.000	1	6	7	5.0	2	3	1	0	1	0	4.5	
at Tulsa	11/30/16	*	30	4-6	.667	2-3	.667	1-1	1.000	1	3	4	4.9	1	0	2	0	1	11	5.4	
TEXAS TECH	12/03/16	*	24	2-6	.333	1-3	.333	0-0	.000	1	3	4	4.8	2	0	1	1	0	5	5.4	
BUTLER	12/07/16	*	25	1-4	.250	1-3	.333	1-4	.250	1	2	3	4.6	3	3	1	0	1	4	5.2	
at Missouri State	12/11/16	*	31	2-7	.286	0-2	.000	4-4	1.000	3	1	4	4.5	0	2	1	0	2	8	5.5	
NWST	12/18/16	*	26	3-5	.600	0-2	.000	0-2	.000	1	2	3	4.4	1	1	2	0	2	6	5.5	
ORU	12/21/16	*	29	1-4	.250	0-1	.000	1-4	.250	1	5	6	4.5	0	0	1	1	0	3	5.3	
HOUSTON BAPTIST	12/28/16	*	20	1-4	.250	1-4	.250	0-0	.000	0	4	4	4.5	2	1	1	1	2	3	5.2	
at Ole Miss	01/01/17	*	22	0-1	.000	0-1	.000	0-0	.000	0	2	2	4.3	1	1	4	0	1	0	4.8	
#4 MISSISSIPPI STATE	01/05/17		25	2-6	.333	0-2	.000	1-3	.333	2	5	7	4.5	3	0	3	1	1	5	4.8	
LSU	01/08/17		11	1-3	.333	0-1	.000	0-3	.000	1	2	3	4.4	3	0	2	1	0	2	4.6	
at Texas A&M	01/12/17		20	0-6	.000	0-2	.000	0-0	.000	2	0	2	4.2	2	0	0	0	0	0	4.4	
at Alabama	01/15/17	*	25	0-4	.000	0-3	.000	0-0	.000	1	6	7	4.4	3	2	2	0	1	0	4.1	
VANDERBILT	01/19/17		12	2-6	.333	0-3	.000	0-0	.000	1	1	2	4.3	0	0	2	0	0	4	4.1	
MISSOURI	01/23/17		13	1-2	.500	1-2	.500	2-2	1.000	1	3	4	4.3	2	1	2	1	2	5	4.2	
at LSU	01/29/17	*	14	3-4	.750	1-1	1.000	0-0	.000	2	2	4	4.2	0	0	3	3	0	7	4.3	
UGA	02/02/17	*	24	2-8	.250	1-5	.200	0-0	.000	1	3	4	4.2	2	0	0	0	0	5	4.3	
Totals			17	475	34-102	.333	14-57	.246	13-29	.448	26	67	93	4.2	34	23	33	9	18	95	4.3

Games played: 22  
Minutes/game: 21.6  
Points/game: 4.3  
FG Pct: 33.3  
3FG Pct: 24.6  
FT Pct: 44.8

Rebounds/game: 4.2  
Assists/game: 1.0  
Turnovers/game: 1.5  
Assist/turnover ratio: 0.7  
Steals/game: 0.8  
Blocks/game: 0.4

## ZIMMERMAN'S CAREER STATISTICS

Season	gp-gs	min/avg	Total		3-Point		F-Throws		Rebounds				Scoring							
			fg-fga	pct	fg-fga	pct	ft-fa	pct	off	def	tot	avg	pf	fo	ast	to	blk	stl	pts	avg
2015-16	20-1	174/8.7	6-48	.125	4-33	.121	7-12	.583	12	9	21	1.1	9	0	4	15	2	4	23	1.2
2016-17	22-17	475/21.6	34-102	.333	14-57	.246	13-29	.448	26	67	93	4.2	34	0	23	33	9	18	95	4.3
TOTAL	42-18	649/15.5	40-150	.267	18-90	.200	20-41	.488	38	76	114	2.7	43	0	27	48	11	22	118	2.8

# 35

## 16-17 HIGHS

Points	13 vs. ULM, 11-13-16
FGM	5 vs. HBU, 12-28-16*
FGA	8 vs. South Dakota, 11-17-16*
3PM	0
3PA	0
FTM	7 vs. ULM, 11-13-16
FTA	12 vs. ULM, 11-13-16
OREB	5 vs. HBU, 12-28-16
DREB	8 vs. Memphis, 11-25-16
REB	10 vs. Memphis, 11-25-16
AST	4 vs. Butler, 12-7-16
BLK	4 vs. Tulsa, 11-30-16*
STL	1 vs. LSU, 1-8-17*
MIN	31 vs. LSU, 1-8-17*

\*Most Recent

## CAREER HIGHS

Points	19, ORU, 12-10-15
FGM	8, ORU, 12-10-15
FGA	10, ORU, 12-10-15
	10, vs. Florida, 1-28-16 OT
FTM	7 vs. ULM, 11-13-16
FTA	12 vs. ULM, 11-13-16
OREB	7, #24 Missouri, 1-17-16
DREB	8 vs. Memphis, 11-25-16
REB	10 vs. Memphis, 11-25-16*
	10, vs. Florida, 1-28-16 OT
AST	4 vs. Butler, 12-7-16
BLK	4 at Tulsa, 11-30-16*
STL	1 vs. LSU, 1-8-17*
	2, at Auburn, 1-24-16 OT
MIN	33, ORU, 12-10-15
	39, at Auburn, 1-24-16 OT

\*Most Recent

## MISCELLANEOUS


	2016-17	Career
10+ Pts	9	16
15+ Pts	-	3
20+ Pts	-	-
10+ Rebs	1	5
15+ Rebs	-	-
Double-Double	1	4
5+ Ast	-	-
Led AR in Pts	2	5
Led AR in Reb	4	9
GP/GS	22/17	52/45

## HONORS

- Arkansas Academic Honor Roll (3.0-3.49 GPA) (Spring 2016)
- Nugget Classic All-Tournament Team

## NOTES

- Nine games with double digit points
- First double-double of the season with 10 points and 11 rebounds against Memphis
- Selected to the Nugget Classic All-Tournament Team
- Two games with four blocks (SHSU, Tulsa)
- Career-best four assists against Butler



**ALECIA COOLEY**

C | SR | 6-4 | EVANSTON, ILL.

## 16-17 GAME BY GAME

Opponent	Date	gs	min	Total		3-Pointers		Free throws		Rebounds				Other				pts	avg		
				fg-fga	pct	3fg-fga	pct	ft-fa	pct	off	def	tot	avg	pf	a	t/o	blk			stl	
SAM HOUSTON STATE	11/11/16	*	26	4-8	.500	0-0	.000	4-6	.667	2	3	5	5.0	0	0	2	4	1	12	12.0	
LA-MONROE	11/13/16	*	18	3-5	.600	0-0	.000	7-12	.583	1	5	6	5.5	1	2	1	1	0	13	12.5	
SOUTH DAKOTA	11/17/16	*	31	5-8	.625	0-0	.000	2-2	1.000	1	2	3	4.7	3	1	2	1	0	12	12.3	
STETSON	11/21/16	*	24	1-3	.333	0-0	.000	5-6	.833	3	6	9	5.8	3	3	4	0	1	7	11.0	
vs Memphis	11/25/16	*	26	4-6	.667	0-0	.000	2-2	1.000	3	8	11	6.8	1	2	2	0	0	10	10.8	
vs NAVY	11/26/16	*	18	2-4	.500	0-0	.000	0-0	.000	3	4	7	6.8	0	1	4	0	1	4	9.7	
at Tulsa	11/30/16	*	24	1-6	.167	0-0	.000	2-2	1.000	1	5	6	6.7	0	0	0	4	0	4	8.9	
TEXAS TECH	12/03/16	*	31	3-11	.273	0-0	.000	0-0	.000	3	4	7	6.8	2	0	3	1	1	6	8.5	
BUTLER	12/07/16	*	16	2-3	.667	0-0	.000	0-0	.000	1	3	4	6.4	1	4	1	1	0	4	8.0	
at Missouri State	12/11/16	*	20	2-5	.400	0-0	.000	0-0	.000	4	1	5	6.3	3	1	2	1	0	4	7.6	
NWST	12/18/16	*	18	1-2	.500	0-0	.000	5-6	.833	1	2	3	6.0	1	0	2	2	0	7	7.5	
ORU	12/21/16	*	20	3-6	.500	0-0	.000	5-5	1.000	2	2	4	5.8	0	0	1	0	1	11	7.8	
HOUSTON BAPTIST	12/28/16		18	5-7	.714	0-0	.000	0-3	.000	5	3	8	6.0	1	1	1	1	0	10	8.0	
at Ole Miss	01/01/17		15	4-6	.667	0-0	.000	4-6	.667	0	1	1	5.6	2	0	1	1	1	12	8.3	
#4 MISSISSIPPI STATE	01/05/17		25	0-1	.000	0-0	.000	2-2	1.000	2	2	4	5.5	0	1	1	1	0	2	7.9	
LSU	01/08/17	*	31	3-7	.429	0-0	.000	1-2	.500	4	3	7	5.6	2	0	3	2	1	7	7.8	
at Texas A&M	01/12/17	*	20	2-5	.400	0-0	.000	0-0	.000	3	0	3	5.5	1	0	0	0	1	4	7.6	
at Alabama	01/15/17	*	30	2-4	.500	0-0	.000	6-8	.750	2	3	5	5.4	3	0	1	2	0	10	7.7	
VANDERBILT	01/19/17	*	17	1-2	.500	0-0	.000	1-2	.500	0	3	3	5.3	1	0	0	1	0	3	7.5	
MISSOURI	01/23/17	*	22	3-5	.600	0-0	.000	4-6	.667	3	5	8	5.5	0	1	4	0	0	10	7.6	
at LSU	01/29/17		20	2-2	1.000	0-0	.000	1-2	.500	1	5	6	5.5	1	0	1	0	0	5	7.5	
UGA	02/02/17		5	0-0	.000	0-0	.000	0-0	.000	0	0	0	5.2	1	0	0	0	0	0	7.1	
Totals			17	475	53-106	.500	0-0	.000	51-72	.708	45	70	115	5.2	27	17	36	23	8	157	7.1

Games played: 22  
 Minutes/game: 21.6  
 Points/game: 7.1  
 FG Pct: 50.0  
 FT Pct: 70.8

Rebounds/game: 5.2  
 Assists/game: 0.8  
 Turnovers/game: 1.6  
 Assist/turnover ratio: 0.5  
 Steals/game: 0.4  
 Blocks/game: 1.0

## COOLEY'S CAREER STATISTICS

Season	gp-gs	min/avg	Total		3-Point		F-Throws		Rebounds				Scoring							
			fg-fga	pct	fg-fga	pct	ft-fa	pct	off	def	tot	avg	pf	fo	ast	to	blk	stl	pts	avg
2015-16	30-28	699/23.3	74-148	.500	0-0	.000	48-63	.762	50	95	145	4.8	49	2	16	34	11	11	196	6.5
2016-17	22-17	475/21.6	53-106	.500	0-0	.000	51-72	.708	45	70	115	5.2	27	0	17	36	23	8	157	7.1
TOTAL	52-45	1174/22.6	127-254	.500	0-0	.000	99-135	.733	95	165	260	5.0	76	2	33	70	34	19	353	6.8

## THE LAST TIME ...

// UA scored 110+  
110, vs. Providence (11/16/98)  
// Scored 100 points at home  
101, Houston Baptist, 12-28-16  
// Scored 100 points on the road  
108, Baylor (3-6-91; SWC Tourn., Dallas, Texas)  
// Scored 90 points on the road  
91, (91-80 Win in 3OT, 2-10-13, at Alabama)  
// Scored 70-79 points on the road  
72, vs. Binghamton (at New Mexico) (11-30-13)  
// Allowed 100 points  
100, #3 Connecticut (11-14-1998)  
// Allowed 80+ points  
90, at Texas A&M, 1-12-17  
// Allowed 70-79 points  
74, at Ole Miss, 1-1-2017  
// Allowed 69-60 points  
69, Georgia, 2-2-17  
// Held opponent to 59-50 points  
53, at LSU, 1-29-17  
// Held opponent to 40-49 points  
40, Houston Baptist, 12-28-16  
// Held opponent to 39-30  
36, Northwestern State, 12-18-16  
// Held opponent under 45 points three cons. games  
45, SHSU (11-8-13, W 81-45);  
33 ORU (11-13-13, W 91-33);  
45, Furman (11-16-13, W, 74-45)  
// Held an SEC opponent under 50 points in 3 cons. games  
47, Auburn (1-29-15, W, 52-47); 42, Alabama  
(2-1-15, W, 53-42); #24/21 Georgia (2-9-15, W, 54-48)  
// Held opponent to 29 points or less  
23, Binghamton, 11-30-13  
// Scored 90-99 points  
91 vs. Memphis, 11-25-16  
// Scored 80-89 points  
86, Mississippi Valley State (12-28-15)  
// Scored 70-79 points  
70 vs. Navy, 11-26-16  
// Scored 60-69 points  
66, Georgia, 2-2-17  
// Was held to 50-59  
59, Vanderbilt, 1-19-17  
// Was held to 49-40  
46, at LSU, 1-29-17  
// Was held to 39-20  
32, at No. 2 South Carolina (1-3-16)  
// Was held to 20 or less  
N/A  
// Held an opponent under 15 points in a half  
13, Northwestern State, 12-18-16  
// Won an overtime game  
91-80 Win in 3OT, 2-10-13, at Alabama  
// Lost an overtime game  
Florida (71-66), 1-28-16  
// Won a double overtime game  
73-72, vs. Florida (1-29-12)  
// Lost a double overtime game  
N/A  
// Won a triple overtime game  
91-80 Win in 3OT, 2-10-13, at Alabama  
// Played consecutive overtime games  
1-24-16 at Auburn (lost); 1-28-16 vs Florida (lost)  
// Won a regular season tournament  
Nugget Classic (Reno, Nev., Nov. 25-26, 2016)  
// Made 30-39 field goals  
38, Houston Baptist, 12-28-16  
// Made 20-29 field goals  
22, Georgia, 2-2-17  
// Made 10-19 field goals  
18, at LSU 1-29-17  
// Held opponent under 15 field goals  
14, Houston Baptist, 12-28-16

// Made 10 three-point field goals  
10, Georgia, 2-2-17  
// Did not make a three point basket (began in 1986)  
0-10, at Mississippi State (L 44-47), 2-3-13  
// Made 30 free throws  
38 at Florida (38-54); (2-22-04)  
// Made 15+ Free Throws  
15, Houston Baptist, 12-28-16  
// Shot 40-49 or better from the field  
45.0 (27-60) at Alabama, 1-15-17  
// Shot 50-59 or better from the field  
52.1 (38-73), Houston Baptist, 12-28-16  
// Shot 60 percent or better from the field  
.600 (36-60) vs. Ole Miss (W, 93-52; 3-3-13)  
// Held to less than 40 percent from the field  
36/7% (18-49) at LSU, 1-29-17  
// Held to less than 30 percent from the field  
27.8 (22-79), Georgia, 2-2-17  
// Held to less than 20 percent from the field  
.182 (10-55) vs. No. 6/7 Tennessee (1-8-12; L, 38-69)  
// Allowed opponent to shoot over 50% from the field  
66.0 (35-53), at Texas A&M, 1-12-17  
// Held opponent to less than 40% from the field  
39.0 (23-59), Missouri, 1-23-17  
// Held opponent to less than 30% from the field  
29.2 (7-24) at Alabama, 1-15-17  
// Held opponent to less than 20% from the field in a single half:  
.136 (3-22), First Half, Binghamton, 11-30-13  
.200 (5-25), First Half, MVSU, 12-28-13  
.200 (5-25), First Half, Grambling State, 12-29-14  
// Held opponent under 15% from three-point distance  
.143 (2-14) at Tulsa, 11-30-16  
// Had 70+ rebounds  
74, Mississippi Valley State (11-24-89)  
// Had 60-69 rebounds  
65, Grambling State, 12-29-14  
// Had 50-59 rebounds  
51, Houston Baptist, 12-28-16  
// Had five or more blocked shots in a game  
5, at LSU 1-29-17  
// Had 20 or more assists in a game  
27, Houston Baptist, 12-28-16  
// Had 20 or more steals in a game  
20, ORU (11-13-13)  
// Had 15 or more steals in a game  
18, Oregon, (11-25-12, W 79-67)  
// Had 10 or more steals in a game  
12, Houston Baptist, 12-28-16  
// Had 20 or more turnovers in a game  
22, at LSU, 1-29-17  
// Forced 20 or more turnovers in a game  
21 vs. Butler, 12-7-16  
// Forced 25 or more Turnovers in a game  
20, at Auburn (1-24-16)  
// Defeated a ranked team  
77-76, #17/16 Iowa (Las Vegas), 12-18-14  
54-48, #24/21 Georgia, 2-9-15  
57-55, No. 22/25 Northwestern, 3/20/15  
67-61, No. 13 Texas A&M, 1-7-16  
64-59, No. 13 Tennessee, 1-14-16  
64-52, No. 24 Missouri, 1-17-16  
// Defeated a ranked team on the road  
57-53, at #19/18 LSU, 2-23-14  
77-76, #17/16 Iowa (Las Vegas), 12-18-14  
// All-time SEC win streak  
8 games (1-15-12: Auburn through 2-15-12: at Auburn)  
// All-time SEC home win streak  
5 games (1-15-12: Auburn through 2-9-12: S. Carolina)

## THE LAST TIME A RAZORBACK PLAYER ...

// Scored 20-24 points  
20, Aaliyah Wilson, at Texas A&M, 1-12-17  
// Scored 25-29 points  
26, Jessica Jackson vs. Georgia, 2-2-17  
// Scored 30+ points  
34, Jessica Jackson, Houston Baptist, 12-28-16  
// Scored 20+ points seven times in a season  
Jessica Jackson, 2013-14 (22 vs. MTSU, 22 at Missouri, 23 at Florida, 24 at Georgia, 31 vs. Ole Miss, 23 at Kentucky, 25 at LSU)  
// Scored 20+ points eight times in a season  
Jessica Jackson, 2015-16 (20 vs. SHSU; 24 at SDSU; 29 vs. Tulsa, 22 vs. La.; 22 vs. No. 5 Texas; 20 at No. 5 MSU; 25 vs. #13 Tennessee; 25 vs. Alabama; 20)  
// Double figures in 15 consecutive games (Season)  
Jessica Jackson, 11/11/16-; LSU 1-8-17  
// Scored 23+ points in three consecutive games  
Jessica Jackson (24 at Georgia 1-16-14, 31 vs. Ole Miss 1-19-14, 23 at Kentucky 1-26-14)  
// Three players scored double figures in 1 game  
at Texas A&M, 1-12-17 (Monk, Wilson, Swenson)  
// Four players scored double figures in 1 game  
at Ole Miss, 1-1-2017 (Jackson, Swenson, Mason, Cooley)  
// Four players scored doubles figures in a game for 4 consecutive games  
12-6-12 - 12-21-12; vs. Kansas, Furman, MVSU, and NSU  
// Five players scored double figures in 1 game  
at Alabama, 1-15-17 (Monk, Mason, Cosper, Cooley, Swenson)  
// Made 10+ field goals in a game  
12, Jessica Jackson, Houston Baptist, 12-28-16  
// Attempted 15-20 field goals in a game  
15, Aaliyah Wilson, at Texas A&M, 1-12-17  
// Attempted 20+ field goals in a game  
23, Jessica Jackson vs. Georgia, 2-2-17  
// Attempted 10 free throws in a game  
16, Jessica Jackson vs. Georgia, 2-2-17  
// Made 5 or more three-pointers in a game  
5, Jessica Jackson at #19/18 LSU, 2-23-14  
// Attempted 10+ three-pointers in a game  
11, Bria Pitts at #19/18 LSU, 2-23-14  
// Had 10-14 rebounds  
10, Jessica Jackson, at Ole Miss, 1-1-2017  
// Had 15+ rebounds  
20, Melissa Wolff, New Orleans, 1-30-15  
// Had 10 offensive rebounds - Records go back to 05-06  
11, Melissa Wolff vs. New Orleans (1-30-15)  
// Had 10 defensive rebounds - Records go back to 05-06  
11, Jessica Jackson, LSU (2/22/15)  
// Had 10+ assists  
10, Jaielyn Mason, at Ole Miss, 1-1-2017  
// Had 10+ assists in consecutive games  
Jaielyn Mason (11 vs. HBU, 12-28-16 and 10 at Ole Miss, 1-1-17)  
*Calli Berna (11 vs. No. 10/8 KY 2/7/13 and 11 at UA 2/10/13)*  
// Had 5+ blocks in a game  
(3x) 5, Jessica Jackson (vs. ORU, 11-13-13); (No. 25 Vanderbilt, 2-20-14); (at Tulsa, 12-14-14)  
// Had 10 or more blocks in a game  
9, Robyn Irwin vs. SMSU, 12-19-88 (school record)  
// Had 5 or more steals in a game  
5, Brianna Freeman vs. South Dakota (12-16)  
// Had a double-double  
10/10 asst, Jaielyn Mason, at Ole Miss, 1-1-2017  
11/10, Jessica Jackson, at Ole Miss, 1-1-2017  
// Had a double-double in two straight games  
2016-17, Jessica Jackson 43/10 vs. HBU, 12-28-16 and 11/10 at Ole Miss, 1-1-17  
2016-17, Jaielyn Mason, 10/11 vs. HBU, 12-28-16 and 10/10 at Ole Miss, 1-1-17

2015-16, Jessica Jackson 13/10 vs. SE Louisiana, 11-13-15; 20/13 vs. SHSU, 11-15-15  
// Had two players record a double-double  
10/10 asst, Jaielyn Mason, at Ole Miss, 1-1-17  
10/11, Jessica Jackson, at Ole Miss, 1-1-17  
// Had six double-doubles in a season  
Melissa Wolff, 2014-15 (Nicholls, Savannah State, Richmond, Grambling State, Tennessee, Northwestern)  
// Had 10+ double-doubles in a season  
2006-07, Lauren Ervin (14)  
// Had a triple-double  
14 pts, 13 reb, 12 asts, C'eira Ricketts vs. Auburn (1-18-2009)



00

**JESSICA JACKSON**  
6-3 | F | SR | Jacksonville, Ark.



2

**AALIYAH WILSON**  
5-10 | G/F | FR | Muskogee, Okla.



3

**MALICA MONK**  
5-5 | G | SO | N. Little Rock, Ark.



4

**KEIRYN SWENSON**  
6-1 | G/F | SO | Wichita, Kan.



10

**KIARA WILLIAMS**  
6-1 | F/C | FR | Little Rock, Ark.



14

**JAILYN MASON**  
5-9 | PG | FR | Mason, Ohio




20

**SYDNEY STOUT**  
6-0 | F | FR | Bixby, Okla.



21

**DEVIN COSPER**  
5-10 | G | JR | Coffeyville, Kan.



22

**BAILEY ZIMMERMAN**  
6-0 | G/F | SO | St. Vincent, Ark.



35

**ALECIA COOLEY**  
6-4 | C | SR | Evanston, Ill.



42

**YASMEEN RATLIFF**  
6-5 | C | FR | Alpharetta, Ga.



HC

**JIMMY DYKES**  
Arkansas, 1985 | 3rd Season



AC

**TARI CUMMINGS**  
Oklahoma State, 2003 | 6th Season



AC

**TOMMY DEFFEBEAUGH**  
Drury College, 1985 | 2nd Season



AC

**CHENEL HARRIS**  
Kent State, 2010 | 1st Season